



Konica Minolta bizhub C368/C308

Specification & Installation Guide



07/24/2015

bizhub C368/C308 Specifications

Type	Full Color Printer/Copier/Scanner
Document holder	Stationary (mirror scanning)
Photoconductor	OPC
Luminous source	LED light-source illumination
Copying system	Laser electrostatic copy method
Developing system	Dry-2 component developing method
Fusing system	Belt Fusing
Resolution	Scanning: 600 x 600 dpi Printing: 1200 x 1200 dpi
Document holder	Types: Sheets, books (2-page spreads), three-dimensional objects Size: Maximum 11" x 17" Weight: 4.5 lb.
Paper	Thin Paper (14 lb. to 15.5 lb.)* Plain Paper (16 lb. to 24 lb.) Thick Paper 1 (24.25 lb. to 32 lb.) Thick Paper 1+ (32.25 lb. to 41.75 lb.) Thick Paper 2 (42 lb. to 55.5 lb.) Thick Paper 3 (55.75 lb. to 68 lb.) Thick Paper 4 (68.25 lb. to 79.75 lb.)** Recycled Paper (16 lb. to 24 lb.) Special Paper (16 lb. to 24 lb.) Letterhead (16 lb. to 24 lb.) Color Paper (16 lb. to 24 lb.) 1-Sided Special Paper (16 lb. to 24 lb.) Banner Paper** (34 lb. to 55.5 lb.) OHP Transparencies**, envelopes**, label sheets**, tabs**, postcards** *Cannot be fed through the bypass tray. **Can only be fed through the bypass tray; Monochrome copying/printing on transparencies is supported. Color copying/printing on transparencies is NOT supported.
Copy sizes	1st Tray: 11" x 17" to 8.5" x 11", 5.5" x 8.5", 8" x 13** 2nd Tray: 12.25" x 18" to 8.5" x 11", 5.5" x 8.5", 8" x 13** Bypass Tray: 12" x 18" to 5.5" x 8.5", 12.25" x 18", 4" x 6", 8" x 13**, Banner Paper *There are six Foolscap sizes: 220 x 330mm (☐), 8.5" x 13.5", 8.5" x 13" (☐), 8.25" x 13 (☐), 8.12" x 13.25" (☐) and 8" x 13" (☐). Any one of these sizes can be selected. For details, please consult with your authorized Konica Minolta Service representative.
Paper tray capacity	1st Tray and 2nd Tray: Thin Paper/Plain Paper/Recycled Paper/Special Paper/Letterhead/Color Paper/ 1-Sided Special Paper: 500 sheets; Thick Paper 1/1+/2/3: 150 sheets

Paper tray capacity (cont.)	Bypass Tray: Plain Paper/Recycled Paper/Special Paper/Letterhead/Color Paper/1-Sided Special Paper: 150 sheets; Thick Paper 1/1+/2/3/4/OHP Transparencies/Postcards/Tabs: 20 sheets; Envelopes: 10; Banner Paper/Label Sheets: 10 sheets																																										
Copy exit tray capacity	Thin Paper: 100 sheets Plain Paper: 250 sheets Thick Paper: 10 sheets Overhead Projection Transparencies*: 1 sheet *Can only be fed through the bypass tray; Monochrome copying/printing on transparencies is supported. Color copying/printing on transparencies is NOT supported.																																										
Warm-up time	Color and BW less than 20 seconds (at room temperature/73.4° F)																																										
Image loss width	Leading edge: 0.1875" Trailing edge: 0.125" Rear edge: 0.125" Front edge: 0.125"																																										
First copy	C368: Color: 6.9 sec. or less B/W: 5.3 sec. or less C308: Color: 7.3 sec. or less B/W: 5.6 sec or less																																										
Print speed*: (Full Color/B&W) (Simplex/Duplex)	bizhub C368: Plain paper: 36 sheets/min. Thick 1/Thick 1+/Thick 2/Thick 3/Thick 4: 18 sheets/min. bizhub C308: Plain paper: 30 sheets/min. Thick 1/Thick 1+/Thick 2/Thick 3/Thick 4: 18 sheets/min.																																										
Print speed (ppm)*:	Color/B&W (single sided/plain paper):																																										
	<table border="1"> <thead> <tr> <th>Size</th> <th>C368</th> <th>C308</th> </tr> </thead> <tbody> <tr> <td>11" x 17"</td> <td>18</td> <td>15</td> </tr> <tr> <td>8.5" x 14"</td> <td>20</td> <td>17</td> </tr> <tr> <td>8.5" x 11"☐</td> <td>36</td> <td>30</td> </tr> <tr> <td>8.5" x 11"☐</td> <td>26</td> <td>21</td> </tr> <tr> <td>5.5" x 8.5"☐</td> <td>36</td> <td>30</td> </tr> <tr> <td>8" x 13"☐</td> <td>20</td> <td>17</td> </tr> </tbody> </table> <table border="1"> <thead> <tr> <th>Size</th> <th>C368</th> <th>C308</th> </tr> </thead> <tbody> <tr> <td>11" x 17"</td> <td>18</td> <td>15</td> </tr> <tr> <td>8.5" x 14"</td> <td>20</td> <td>17</td> </tr> <tr> <td>8.5" x 11"☐</td> <td>36</td> <td>30</td> </tr> <tr> <td>8.5" x 11"☐</td> <td>25</td> <td>21</td> </tr> <tr> <td>5.5" x 8.5"☐</td> <td>36</td> <td>30</td> </tr> <tr> <td>8" x 13"☐</td> <td>20</td> <td>17</td> </tr> </tbody> </table> *Using 1st Tray	Size	C368	C308	11" x 17"	18	15	8.5" x 14"	20	17	8.5" x 11"☐	36	30	8.5" x 11"☐	26	21	5.5" x 8.5"☐	36	30	8" x 13"☐	20	17	Size	C368	C308	11" x 17"	18	15	8.5" x 14"	20	17	8.5" x 11"☐	36	30	8.5" x 11"☐	25	21	5.5" x 8.5"☐	36	30	8" x 13"☐	20	17
Size	C368	C308																																									
11" x 17"	18	15																																									
8.5" x 14"	20	17																																									
8.5" x 11"☐	36	30																																									
8.5" x 11"☐	26	21																																									
5.5" x 8.5"☐	36	30																																									
8" x 13"☐	20	17																																									
Size	C368	C308																																									
11" x 17"	18	15																																									
8.5" x 14"	20	17																																									
8.5" x 11"☐	36	30																																									
8.5" x 11"☐	25	21																																									
5.5" x 8.5"☐	36	30																																									
8" x 13"☐	20	17																																									

continued

Konica Minolta bizhub C368/C308

Specification & Installation Guide



bizhub C368/C308 Specifications continued

Magnification ratios	1.0 (full size: 1.00 ±0.5% or less) Enlarge: 121.4%, 129.4%, 154.5%, 200% Reduce: 78.5%, 73.3%, 64.7%, 50.0% Minimal: 93% Stored Zoom Ratios: 3 "Minimal" zoom ratio (90% to 99.9%)
Multiple copies	1 to 9,999 sheets
Density control	Copy Density: Manual Density Adjustment (9 Levels); Background Density: Automatic and Manual Density Adjustments (9 levels)
Power requirements	120V, 12 A, 60 Hz
Power consumption	1.5 kW or less
TEC Value	C368: 1.8 kWh C308: 1.5 kWh
Dimensions (with control panel)	24.2" (W) x 27" (D) x 31" (H)
Space requirements*	36.9" (W) x 47.8" (D) x 30.7" (H)
Memory (available hard disk space)	4 GB (250 GB HDD)
Weight	Approx. 187.39 lb.

* The indicated space requirements represent the space required to pull out the paper tray and the tray extension of the bypass tray and with the ADF open.

Duty Cycle

Up to **C368:** 125,000, **C308:** 100,000.
Maximum monthly copy/print volume supported under standard vendor supplied service. Defines the upper end of the expected customer volume for the device. Customers should consider multiple machines if average monthly volume approaches duty cycle on continual basis.

Environmental Requirements

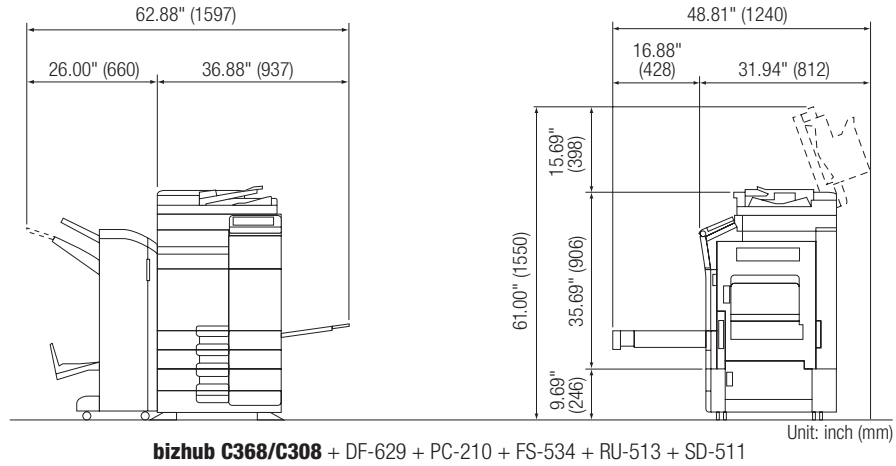
Temperature	50° F to 86° F
Humidity	15% to 85%
Noise during operation (BW/Color)	C368: 71.6 dB/71.8 dB C308: 68.8 dB/69.4 dB
Noise during feeder operation (FS-534/FS-533)	C368: 69.2 dB or less C308: 68.0 dB or less
Noise during standby	40.5 dB or less
Ozone emission	Color: 3.0 mg/h B/W: 1.5 mg/h

Electrical Requirements

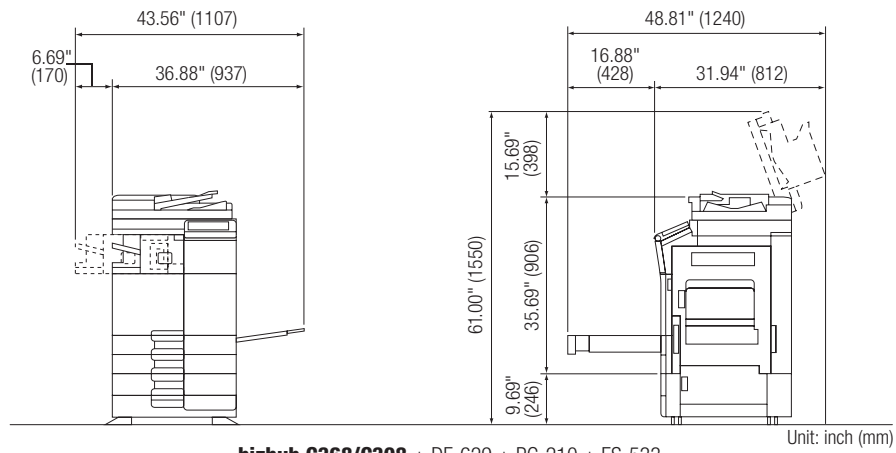
Line Options	Dedicated	NEMA Diagram for 5-15R
Voltage:	110 V/120 to 127 V/220 to 240 V AC	
Amperage	12 A	
Cycles	60 Hz	
NEMA Part No:	5-15R	
Cord Length	6.6 ft.	

Note: The main electrical outlet must be located within 6.6 feet from the right rear corner of the bizhub C368/C308 main unit.

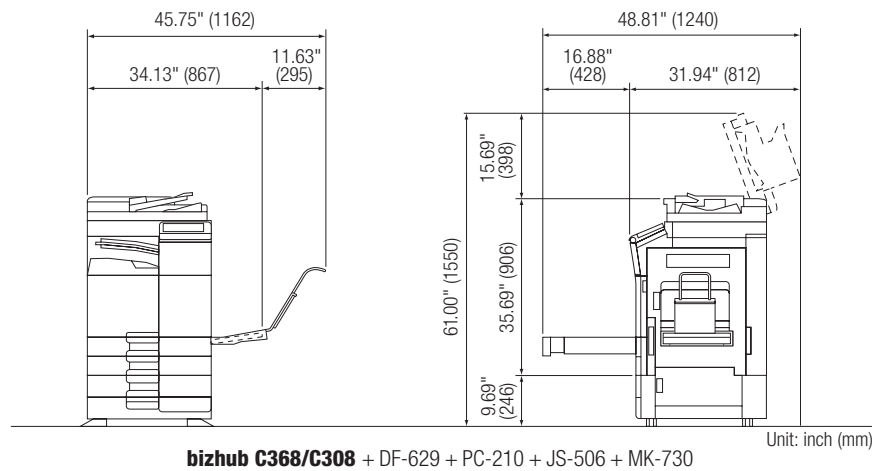
Space Requirements



bizhub C368/C308 + DF-629 + PC-210 + FS-534 + RU-513 + SD-511



bizhub C368/C308 + DF-629 + PC-210 + FS-533



bizhub C368/C308 + DF-629 + PC-210 + JS-506 + MK-730

NOTICE: Be sure to allow a clearance of 8 inches (200 mm) or more at the back of this machine for the ventilation duct.

Component Considerations

Automatic Duplex Unit (Standard)



Support Paper Type	Thin Paper (14 lb. to 15.5 lb.) Plain Paper (16 lb. to 24 lb.) Thick Paper 1 (24.25 lb. to 32 lb.) Thick Paper 1+ (32.25 to 41.75 lb.) Thick Paper 2 (42 lb. to 55.5 lb.) Thick Paper 3 (55.75 lb. to 68 lb.) Recycled Paper (16 lb. to 24 lb.) Special Paper (16 lb. to 24 lb.) Letterhead (16 lb. to 24 lb.) Color Paper (16 lb. to 24 lb.)
Support Paper Size	12.25" x 18" to 5.5" x 8.5"; 4" x 6"; SRA3; 8" x 13"; Custom: (W) 3.9" to 12.625" x (L) 5.8" to 18"
Power Requirements	Supplied from main unit

*There are six Foolscap sizes: 220 x 330mm (☐), 8.5" x 13.5", 8.5" x 13" (☐), 8.25" x 13" (☐), 8.12" x 13.25" (☐) and 8" x 13" (☐). Any one of these sizes can be selected. For details, please consult with your authorized Konica Minolta Service representative.

OC-511 Original Cover



Type	Original Cover/Platen Cover
------	-----------------------------

DF-704 Dual Scanner Document Feeder





Type	Single Pass Duplex Document Feeder
Support Paper Size	1-Sided/2-Sided Originals/Mixed Originals: 11" x 17"☐ to 5.5" x 8.5"☐
Support Paper Weight	Single-Sided/Double-Sided: 9.25 lb. bond to 44 lb. bond Mixed Original: 13.5 lb. bond to 34 lb. bond 1-Sided Thin Paper (9.25 lb. to 13.063 lb.) 1-Sided Plain Paper (13.25 lb. to 44 lb.) 2-Sided Plain Paper (13.25 lb. to 44 lb.) Mixed Original Plain Paper (13.25 lb. to 34 lb.)
Paper Capacity	Max. 100 sheets (21.25 lb.)(Single-Sided/Double-Sided Originals)
Paper Transfer Speed	80 image/min (one-sided @ 300 dpi) (B&W/Color) 160 image/min (two-sided @ 300 dpi) (B&W/Color)
Power Requirements	Supplied from main unit.
Max. Power Consumption	74.5 W or less
Dimensions WxDxH	24.1" x 19.8" x 5.6"
Weight	Approximately 26.5 lb.

Component Considerations

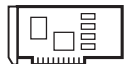
DF-629 Reversing Automatic Document Feeder



Type	Reversing Automatic Document Feeder
Support Paper Size	1-Sided/2-Sided Originals/Mixed Originals: 11" x 17"  to 5.5" x 8.5" 
Support Paper Weight	Single-Sided/Double-Sided: 9.25 lb. bond to 34 lb. bond Mixed Original: 13.5 lb. bond to 34 lb. bond 1-Sided Thin Paper (9.25 lb. to 13.063 lb.) 1-Sided Plain Paper (13.25 lb. to 34 lb.) 2-Sided Plain Paper (13.25 lb. to 34 lb.) Mixed Original Plain Paper (13.25 lb. to 34 lb.)
Paper Capacity	Max. 100 sheets (21.25 lb.)(Single-Sided/Double-Sided Originals)
Paper Transfer Speed	80 image/min (one-sided @ 300 dpi) (B&W/Color) 37 image/min (two-sided @ 300 dpi) (B&W/Color)
Power Requirements	Supplied from main unit.
Max. Power Consumption	60.0 W or less
Dimensions WxDxH	24.1" x 19.8" x 5.6"
Weight	Approximately 19.84 lb.

Component Considerations

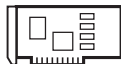
FK-514 Fax Kit



Memory Size	128 GB (Std) (128 GB of the 250GB HDD of the main engine is used for fax memory)
Number of Stored Pages	10,000 Pages (approx. 700 characters per page when 8.5" x 11" document is stored using fine resolution)
Number of Fax Lines	1 Fax Line (Standard); Add second FK-514 Fax Kit for dual line fax capabilities.
Communication	ECM/Super G3
Compatible Lines	PSTN, PBX
Scanning Line Density	Ultra Fine: 600 x 600 dpi Super Fine: 16 dot/mm x 15.4 line/mm, 400 x 400 dpi Fine: 8 dot/mm x 7.7 line/mm, 200 x 200 dpi Normal: 8 dot/mm x 3.85 line/mm
Modem Speed	2.4 kbps-33.6 kbps
Compression	MH/MR/MMR/JBIG
Scanning/(Sending) Paper Size	Original Glass: Max. 11" x 17" ADF: 11" x 39" (Normal, Fine, Super Fine) 11" x 17" (Ultra Fine, Manual TX)
Recording Paper Size	11" x 17" to 5.5" x 8.5"
Transmission Speed	Less than 2 sec. (A4, V.34, 33.6 Kbps, JBIG)
Scan Speed	2 sec. (Letter/Fine Mode)
Number of Abbr. Dial	2000
Number of Program Dial	400
Number of Group Dial	100 (Up to 500 destinations per group)
Sequential Multiple Station Transmission	Max. 600
Transmitting Functions	2-in-1 TX, Mixed Original, F-Code Transmission, Frame Erase Transmission, Sharpness, Header/Footer, Memory Transmission, Quick Memory Transmission, Timer Transmission, Incomplete Transmission Hold, Manual Transmission, Confidential Transmission, Password Transmission, Polling Transmission, Bulletin Function, Relay Transmission, Fax Forwarding Function, Overseas TX, V.34 OFF, ECM OFF
Receiving Functions	Duplex Print (RX), Manual Reception, Confidential Reception, Memory Reception, Polling Reception, Bulletin Function, Fax Forwarding (to any destination stored in the Address Book), TSI Routing (to any destination stored in the Address Book).

Component Considerations

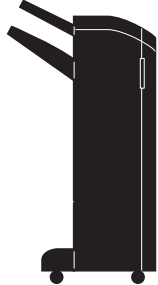
FK-515 Fax Kit



Memory Size	128 GB (Std) (128 GB of the 250GB HDD of the main engine is used for fax memory)
Number of Stored Pages	10,000 Pages (including all Scan/Box/Printer/Fax Documents)
Number of Fax Lines	Add 1st FK-515 for 3rd Fax Line (Optional); Add 2nd FK-515 for 4th Fax Line (Optional); Must add two FK-514 Fax Kits first for single and dual line capabilities before you can add lines 3 and 4. FK-515 requires MK-742 Mount Kit (only one MK-742 Mount Kit required).
Communication	ECM/Super G3
Compatible Lines	PSTN, PBX
Scanning Line Density	Ultra Fine: 600 x 600 dpi Super Fine: 16 dot/mm x 15.4 lines/mm, 400 x 400 dpi Fine: 8 dot/mm x 7.7 lines/mm, 200 x 200 dpi Normal: 8 dot mm x 3.85 lines, 100 x 100 dpi
Modem Speed	2.4kbps-33.6kbps
Compression	MH/MR/MMR/JBIG
Scanning (Sending) Paper Size	Original Glass: Max. 11" x 17" ADF: 11" x 39" (Standard, Fine, Super Fine) 11" x 17" (Standard, Fine, Super Fine)
Recording Paper Size	11" x 17"
Transmission Speed	Less than 2 sec (V.34, JBIG)
Scan Speed	1 sec. (Letter/Fine Mode)
Number of Abbr. Dial	2,000
Number of Program Dial	400
Number of Group Dial	100 (Up to 500 destinations per group)
Sequential Multiple Station Transmission	Max. 600 605 (500 Abbreviated Dials + 100 Manual Dials + 5 Manual Email Addresses)
Transmitting Functions	Mixed Original, F-Code Transmission, Frame Erase Transmission, Sharpness, Header/Footer, Memory Transmission, Quick Memory Transmission, Timer Transmission, Incomplete Transmission Hold, Manual Transmission, Confidential Transmission, Password Transmission, Polling Transmission, Bulletin Transmission, Fax Forwarding Function, Overseas TX, V.34 OFF, ECM OFF
Receiving Functions	Duplex Print (RX), Manual Reception, Confidential Reception, Memory Reception, Polling RX, TSI Routing (to any destination stored in the Address Book), Fax Forwarding

Component Considerations

FS-534 Floor Finisher* (50 sheets)



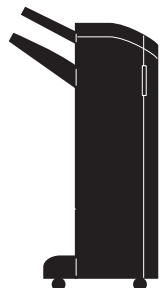
Type	Floor Finisher
Output Trays	Output Tray 1, Output Tray 2, Folding Output Tray (Top of RU unit)
Support Paper Type	<p>Output Tray 1 & Output Tray 2: Thin Paper (14 lb. to 15 lb.), Plain Paper (16 lb. bond to 24 lb. bond), Recycled Paper (16 lb. to 24 lb.), Thick Paper 1/1+/2/3 (24.25 lb. bond to 79.75 lb. bond), OHP Transparencies, Postcards*, Envelopes*, Label Sheets*, Letterhead*, Tabs*, Banner Paper*. Staple Settings: Thin Paper (14 lb. to 15 lb.), Plain Paper (16 lb. bond to 23.94 lb. bond), Recycled Paper (16 lb. to 24 lb.), Thick Paper 1 (24.25 lb. bond to 32 lb. bond), Thick Paper 1+ (32.25 lb. to 41.75 lb.), Thick Paper 2 (42 lb. to 55.5 lb.) * Fed into Output Tray 1</p>
Support Paper Size	<p>Output Tray 1: 12.25" x 18", 11" x 17" to 5.5" x 8.5" □/□ Output Tray 2: Group/Sort: 12.25" x 18", 11" x 17", 5.5" to 8.5" □/□ Offset Group/Offset Sort: 12.25" x 18", 11" x 17" to 5.5" to 8.5", SRA3 Width: 7.188" to 12.625"; Length 5.875" to 18" Staple: 11" x 17" to 7.25" x 10.5" □/□ Width: 7.188" to 11.688"; Length 5.875" to 17" Folding Output Tray: 12.25" x 18", 11" x 17" to 5.5" x 8.5" □/□ Width: 3.5" to 12.5"; Length 5.5" to 18"</p>
Mode	Non-Sort, Sort, Group, Sort/Offset, Group/Offset, Sort and Staple
Stacking Capacity	<p>Output Tray 1: Thin Paper (14 lb. to 15.5 lb.), Plain Paper (16 lb. to 24 lb.): 200 sheets. Thick Paper (24.25 to 79.75 lb.), OHP Transparencies, Postcards, Envelopes or Label Sheets, Letterheads, Tabs: 20 sheets Output Tray 2 – Group/Sort Mode: Plain Paper (16 lb. to 24 lb.): 3,000 sheets of 8.5" x 11" or smaller, or 1,500 sheets of 8.5" x 14" or larger; or 500 sheets of 5.5" x 8.5" or smaller. Thick Paper (24.25 to 79.75 lb.), OHP Transparencies, Postcards, Envelopes, Labels, Letterheads, Tabs: 20 sheets 2nd Tray – Offset Group/Offset Sort: 3,000 sheets (8.5" x 11" or smaller); 1,500 sheets (8.5" x 14" or larger); 500 sheets (5.5" x 8.5" or larger) Thin Paper (14 lb. to 15 lb.) Plain Paper (16 lb. to 24 lb.) Recycled Paper (16 lb. to 24 lb.) Thick Paper (24.25 lb. to 79.75 lb.), OHP Transparencies, Postcard, Envelope, Label sheets, Letterhead, Tabs: 20 sheets Staple Thin Paper (14 lb. to 15 lb.): 50 sheets Plain Paper (16 lb. to 24 lb.): 50 sheets Recycled Paper (16 lb. to 24 lb.): 50 sheets Thick Paper (24.25 lb. to 32 lb.): 30 sheets Thick Paper 1+ (32.25 lb. to 41.75 lb.): 30 sheets Thick Paper 2 (42 lb. to 55.5 lb.): 20 sheets 2–9 Sheets: 100 Sets 10–20 Sheets: 50 Sets 21–30 Sheets: 30 Sets 31–40 Sheets: 25 Sets 41–50 Sheets: 20 Sets Folding Output Tray: 100 sheets Thin Paper (14 lb. to 15.5 lb.) Plain Paper (16 lb. to 24 lb.) Recycled Paper (16 lb. to 24 lb.) Thick Paper (24.25 lb. to 79.75 lb.): 20 sheets</p>

* NOTE: Please refer to engine specifications for additional paper size and weight limitations. Installation of the FS-534 requires the relay unit that is appropriate for the engine.

continued

Component Considerations

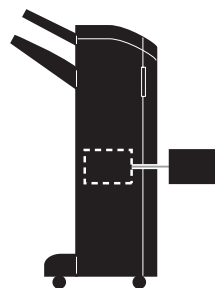
FS-534 Floor Finisher continued



Staple Mode	Paper Sizes: 8.5" x 11" to 11" x 17"; Corner, 2 Position (Side, Top)
Available Options	PK-520 Punch Kit (2/3-hole Punch)
Power Requirements	Supplied from Main Unit
Max. Power Consumption	Less than 56 W
Dimensions (W x D x H)	11.41" x 25.25" x 40.25" (When tray is pulled out 25.88" (W))
Weight Approx.	79.4 lb.
Consumables	SK-602 Staples (5,000 Staples x 3)

NOTE: FS-534 supports banner printing when installed on C754e/C654e/C554e/C454e/C368/C308/C224e.

FS-534 Floor Finisher + SD-511 Saddle Stitcher* A combination of FS-534 (see specs listed above) and SD-511 (specs listed below)



Applicable	FS-534
Number of bins	1 Tray
Paper types	Thin Paper (14 lb. to 15 lb.), Plain Paper (15 to 24 lb), Thick Paper 1/1+2 (24.25 to 55.5 lb.)* <small>*Can only be used as a cover page.</small>
Paper sizes	12.25" x 18" □, 11" x 17", 8.5" x 14" □, 8.5" x 11",
Number of Center Stapled or Half-Folded Sheets	Plain Paper (15 to 24 lb.) 1–3 Sheets: 20 Sets 4–10 Sheets: 10 Sets 11–20 Sheets: 5 Sets
Number of Tri-Folded Sheets (Letter Only)	1 Sheet: 30 Sets 2–3 Sheets: 10 Sets
Staple mode	Booklet, 2-point staple
Maximum staple sheet	20 sheets: (19 sheets/14 to 24 lb.) + (1 sheet/13 to 55.5 lb.)
Dimensions (W x D x H)	8.25" x 21.875" x 21.563"
Weight	52.94 lb.
Consumables	SK-602 (5,000 x 3 pkg/case)
Power requirements	Supplied from finisher

*NOTE: The SD-511 Saddle Stitcher is not available as a separate accessory. Please refer to engine specifications for additional paper size and weight limitations. Installation of the FS-534 requires the relay unit that is appropriate for the engine.

RU-513 Relay Unit (Required for FS-534)
















Type	Installed into the Main Body
Powered Requirements	Supplied by Main Engine
Dimensions (W x D x H)	18.0" x 21.9" x 6.0"
Weight	Approx. 8.8 lbs.

Component Considerations

FS-533 Inner Finisher (50 sheets)



Type	Inner Staple Finisher
Output Trays	Output Tray 1
Support Paper Types	<p>Group/Sort: Thin Paper (14 lb. to 15 lb.), Plain Paper (16 lb. bond to 24 lb. bond), Recycled Paper (16 lb. to 24 lb.), Thick Paper (24.25 lb. bond to 79.75 lb. bond), OHP Transparencies, Postcards, Envelopes, Label Sheets, Letterhead, Tabs, Banner Paper.</p> <p>Offset Group, Offset Sort: Thin Paper (14 lb. to 15 lb.), Plain Paper (16 lb. bond to 24 lb. bond), Recycled Paper (16 lb. to 24 lb.), Thick Paper (24.25 lb. bond to 79.75 lb. bond)</p> <p>Staple Settings: Thin Paper (14 lb. to 15 lb.), Plain Paper (16 lb. bond to 23.94 lb. bond), Recycled Paper (16 lb. to 24 lb.), Thick Paper (24.25 lb. bond to 55.25 lb. bond)</p>
Mode	Group, Sort, Offset Group, Offset Sort, Staple
Support Paper Size	<p>Group/Sort: 12.25" x 18" , 11" x 17"  to 5.5" x 8.5" , 4" x 6" , SRA3 </p> <p>Width: 3.56" to 12.625"; Length: 5.5" to 47.25"</p> <p>Offset Group/Offset Sort: 12.25" x 18" , 11" x 17" , 8.5" x 11" , 7.25" x 10.5" </p> <p>Width: 8.25" to 11.69"; Length: 7.17" x 17"</p> <p>Staple: 11" x 17" , 8.5" x 14" , 8.5" x 11" , 7.25" x 10.5" </p> <p>Width: 8.25" to 11.69"; Length: 7.17" x 17"</p>
Stacking Capacity	<p>Group, Sort, Offset Group, Offset Sort: Thin Paper (14 lb. to 15 lb.), Plain Paper (16 lb. bond to 24 lb. bond), Recycled Paper (16 lb. to 24 lb.); 500 sheets of 8.5" x 11" or smaller; or 250 sheets of 8.5" x 14" or larger Thick Paper (24.25 lb. bond to 79.75 lb. bond), OHP Transparencies, Postcards, Envelopes, Label Sheets, Letterhead, Tabs, Banner Paper: 10 sheets</p> <p>Staple: Thin Paper (14 lb. to 15 lb.), Plain Paper (16 lb. bond to 24 lb. bond), Recycled Paper (16 lb. to 24 lb.); 50 sheets of 8.5" x 11" or smaller; or 30 sheets of 8.5" x 14" or larger Thick Paper (24.25 lb. bond to 55.5 lb. bond): 2 sheets</p>
Staple Mode	Corner Front / Back 2-point
Available Options	PK-519 Punch Kit (2-3-hole Punch)
Power Requirements	Supplied from Main Unit
Max. Power Consumption	Less than 40W
Dimensions (W x D x H)	18.6" x 23" x 7.7"
Weight Approx.	26.5 lb.
Consumables	SK-602 Staples (5,000 Staples x 3)

Component Considerations

PK-519 Punch Kit (For FS-533)



Applicable	Finisher FS-533
Number of holes	2 or 3 holes
Support Paper Weight	Thin Paper (14 lb. to 15.5 lb.), Plain Paper (16 lb. to 24 lb.), Thick paper (24.25 lb. bond to 79.75 lb. bond)
Support Paper Size	2-hole Punch Setting: 11" x 17", 8.5" x 14", 8.5" x 11" 3-hole Punch Setting: 11" x 17", 8.5" x 11"
Power Requirements	Supplied from Finisher FS-533
Dimensions (WxDXH)	4.33" x 19.03" x 8"
Weight Approx.	Approx. 7 lb.

PK-520 Punch Kit (For FS-534)



Applicable	FS-534
Number of holes	2 or 3 holes
Support Paper Weight	Thin Paper (14 lb. to 15.5 lb.), Plain Paper (16 lb. bond to 24 lb. bond), Recycled Paper (16 lb. to 24 lb.),
Support Paper Size	2-hole Punch Setting: 11" x 17", 8.5" x 14", 8.5" x 11" 3-hole Punch Setting: 11" x 17", 8.5" x 11"
Power Requirements	Supplied from Finisher FS-534
Dimensions (W x D x H)	2.375"x 19.375" x 5.563"
Weight Approx.	Approx. 3.938 lb.

Component Considerations

JS-506 Job Separator Tray



Output tray	Output Tray 1, Output Tray 2
Mode	Group, Sort, Offset Group*, Offset Sort* * Fed into Output Tray2
Support Paper Types	Group/Sort: Thin Paper (14 lb. to 15.5 lb.), Plain Paper (16 lb. bond to 24 lb. bond), Recycled Paper (16 lb. to 24 lb.), Thick Paper (24.25 lb. bond to 79.75 lb. bond), OHP Transparencies, Postcards*, Envelopes, Label Sheets, Letterhead, Tabs*, Banner Paper*. Offset Group, Offset Sort: Thin Paper (14 lb. to 15.5 lb.), Plain Paper (16 lb. bond to 24 lb. bond), Recycled Paper (16 lb. to 24 lb.), Thick Paper (24.25 lb. bond to 79.75 lb. bond) * Fed into Output Tray 2
Support Paper Size	Output Tray 1: 12.25" x 18"□, 11" x 17"L to 5.5" x 8.5"□/□, SRA3□ Width: 3.56" to 12.625"; Length: 5.5" to 18" Output Tray 2: Group/Sort: 12.25" x 18"□, 11" x 17"□ to 5.5" x 8.5"□/□, 4" x 6"□, SRA3□ Width: 3.56" to 12.625"; Length: 5.5" to 47.25" Offset Group/Offset Sort: 11" x 17"□, to 7.25" x 10.5"□/□ Width: 7.17" to 12.25"; Length: 5.8" to 18"
Stacking Capacity	Output Tray 1: Thin Paper (14 lb. to 15.5 lb.), Plain Paper (16 lb. bond to 24 lb. bond), Recycled Paper (16 lb. to 24 lb.): 100 sheets Output Tray 2: Group/Sort: Thin Paper (14 lb. to 15.5 lb.), Plain Paper (16 lb. bond to 24 lb. bond), Recycled Paper (16 lb. to 24 lb.): 150 sheets; Thick Paper (24.25 lb. bond to 79.75 lb. bond), Transparency, Postcard, Label sheets: 20 Sheets; Envelope: 10 Sheets; Banner Paper: 1 Sheet Offset Group/Offset Sort: Thin Paper (14 lb. to 15.5 lb.), Plain Paper (16 lb. bond to 24 lb. bond), Recycled Paper (16 lb. to 24 lb.): 150 sheets; Thick Paper (24.25 lb. bond to 79.75 lb. bond): Not specified
Power Requirements	Supplied from Main Unit
Max. Power Consumption	Less than 24W
Dimensions (W x D x H)	19.4" x 18.5" x 8.9"
Weight Approx.	3.3 lb.

Component Considerations

PC-110 Paper Feed Cabinet



Type	1 x 500 sheet universal drawer + storage
Support Paper Types	Thin Paper (14 lb. to 15.5 lb.), Plain Paper (16 lb. bond to 24 lb. bond), Recycled Paper (16 lb. to 24 lb.), Single Side Only Paper (16 lb. bond to 24 lb. bond), Special Paper (16 lb. bond to 24 lb. bond), Letterhead (16 lb. bond to 24 lb. bond), Colored Paper (16 lb. bond to 24 lb. bond), Thick Paper 1 (24.25 lb. bond to 32 lb. bond), Thick Paper 1+ (32.25 lb. bond to 41.75 lb. bond), Thick Paper 2 (42 lb. bond to 55.5 lb. bond), Thick Paper 3 (55.75 lb. bond to 68 lb. bond)
Support Paper Size	11" x 17" (L) to 8.5" x 11" (L/P), 5.5" x 8.5" (L), 8" x 13" (L)* * There are six Foolscap sizes: 220 x 330mm, 8.5" x 13.5", 8.5" x 13", 8.25" x 13, 8.12" x 13.25" and 8" x 13". Only one of these sizes can be selected. For details, please consult with your authorized Konica Minolta Service representative.
Paper Capacity	Tray 3: Thin paper, Plain paper, Recycled paper, 1-sided special paper, Special paper, Letterhead, Colored paper: 500 sheets, Thick 1, Thick 1+, Thick 2, Thick 3: 150 sheets
Power Requirements	Supplied from Main Unit
Max. Power Consumption	Less than 15W
Dimensions (W x D x H)	24.2" x 25.7" x 11.6"
Weight Approx.	48.5 lb.

PC-210 Paper Feed Cabinet




Type	2 x 500 sheet universal drawers
Support Paper Types	Thin Paper (14 lb. to 15.5 lb.), Plain Paper (16 lb. bond to 24 lb. bond), Recycled Paper (16 lb. to 24 lb.), Single Side Only Paper (16 lb. bond to 24 lb. bond), Special Paper (16 lb. bond to 24 lb. bond), Letterhead (16 lb. bond to 24 lb. bond), Colored Paper (16 lb. bond to 24 lb. bond), Thick Paper 1 (24.25 lb. bond to 32 lb. bond), Thick Paper 1+ (32.25 lb. bond to 41.75 lb. bond), Thick Paper 2 (42 lb. bond to 55.5 lb. bond), Thick Paper 3 (55.75 lb. bond to 68 lb. bond)
Support Paper Size	11" x 17" (L) to 8.5" x 11" (L/P), 5.5" x 8.5" (L), 8" x 13" (L)* *There are six Foolscap sizes: 220 x 330mm (☐), 8.5" x 13.5", 8.5" x 13" (☐), 8.25" x 13 (☐), 8.12" x 13.25" (☐) and 8" x 13" (☐). Any one of these sizes can be selected. For details, please consult with your authorized Konica Minolta Service representative.
Paper Capacity	Tray 3: Thin paper, Plain paper, Recycled paper, 1-sided special paper, Special paper, Letterhead, Colored paper: 500 sheets, Thick 1, Thick 1+, Thick 2, Thick 3: 150 sheets Tray 4: Thin paper, Plain paper, Recycled paper, 1-sided special paper, Special paper, Letterhead, Colored paper: 500 sheets, Thick 1, Thick 1+, Thick 2, Thick 3: 150 sheets
Power Requirements	Supplied from Main Unit
Max. Power Consumption	Less than 15W
Dimensions (W x D x H)	24.2" x 25.7" x 11.6"
Weight Approx.	53 lb.

Component Considerations

PC-410 Paper Feed Cabinet



Type	Large Capacity Cassette
Support Paper Types	Thin Paper (14 lb. to 15.5 lb.), Plain Paper (16 lb. bond to 24 lb. bond), Recycled Paper (16 lb. to 24 lb.), Single Side Only Paper (16 lb. bond to 24 lb. bond), Special Paper (16 lb. bond to 24 lb. bond), Letterhead (16 lb. bond to 24 lb. bond), Colored Paper (16 lb. bond to 24 lb. bond), Thick Paper 1 (24.25 lb. bond to 32 lb. bond), Thick Paper 1+ (32.25 lb. bond to 41.75 lb. bond), Thick Paper 2 (42 lb. bond to 55.5 lb. bond), Thick Paper 3 (55.75 lb. bond to 68 lb. bond)
Support Paper Size	8.5" x 11" 
Paper Capacity	Thin paper, Plain paper, Recycled paper, 1-sided special paper, Special paper, Letterhead, Colored paper: 2500 sheets, Thick 1, Thick 1+, Thick 2, Thick 3: 1000 sheets
Power Requirements	Supplied from Main Unit
Max. Power Consumption	Less than 45W
Dimensions (W x D x H)	24.2" x 25.7" x 11.6"
Weight Approx.	50.7 lb.

DK-510 Copy Desk



Type	Storage drawer only
Function	Stores printing materials such as paper or toner. Required when additional paper drawers are not installed, to bring the device to operational height
Dimensions (WxDxH)	24.2" x 25.7" x 11.6"
Weight Approx.	46.3 lb.

LU-302 Large Capacity Unit



Type	Large Capacity Cassette
Support Paper Type	Thin Paper (14 lb. to 15.688 lb.) Plain Paper (16 lb. bond to 24 lb. bond) Thick Paper 1 (24.25 lb. bond to 32 lb. bond) Thick Paper 1+ (32.25 lb. bond to 41.75 lb. bond) Thick Paper 2 (42 lb. bond to 55.5 lb. bond) Thick Paper 3 (55.75 lb. bond to 68 lb. bond)
Support Paper Size	8.5" x 11", A4
Paper Capacity	Plain Paper: 3,000 sheets Thick Paper 1: 2,500 sheets (24.25 lb. bond to 32 lb. bond) Thick Paper 1+: 1,750 sheets (32.25 lb. bond to 41.75 lb. bond) Thick Paper 2: 1,550 sheets (42 lb. bond to 55.5 lb. bond) Thick Paper 3: 1,300 sheets (55.75 lb. bond to 68 lb. bond)
Power Requirements	Supplied from main unit
Max. Power Consumption	22 W or less
Dimensions WxDxH	14.44" x 21.88" x 15.94"
Weight Approx.	Approx. 39.63 lb.

Component Considerations

KP-101 10-Key Pad



Type	10-Key Pad
Function	Provides hard keys for entering numerical values and supports Voice Guidance function available with optional LK-104 v3 i-Option License Kit. Meets Section 508 Accessibility requirements.

AU-102 Biometric Authentication Unit



Biometric Sensor System	Transmission-type optical system
Verification Time	Approx. 1 sec. or less
Interface	USB 2.0
Dimensions WxDxH	Approx. 2.32" x 3.25" x 2.94"
Weight	Approx. 3 oz. (excluding USB cable)
Max. Power Consumption	DC 5 V, 500 mA
System Conditions (during operation)	Ambient temperature: 41° to 95° (F) Humidity: 20% to 80% (No dew condensation)
System Conditions (during non-operation)	Ambient temperature: 32° to 122° (F) Humidity: 20% to 80% (No dew condensation)
MFP Compatibility	bizhub C754e, C654e, C554e, C454e, C368, C308, C284, C224e, C224. Please check MyKonicaMinolta.com on a regular basis for compatibility updates.

NOTE: WT-506 Working Table is required for AU-102 Biometric Authentication Unit.

AU-204H Magnetic Stripe Card Reader




Dimensions (WxHxD)	1.28" x 1.23" x 3.94"
Weight	4.5 oz.
Power Supply	Supplied from USB Port
System Conditions (operating mode)	Ambient Temperature: 40° to 158° F Humidity: 10% to 90%
Transmit Frequency	3-60 i.p.s.
Certifications	ISO 7810 and ISO 7811/AAMVA
Card Type Compatibility	All magnetic stripe cards
MFP Compatibility	bizhub C754e, C654e, C554e, C454e, C368, C308, C224e. Please check MyKonicaMinolta.com on a regular basis for compatibility updates.

NOTE: WT-506 Working Table required for AU-204H Magnetic Stripe Card Reader.

Component Considerations

AU-205H IC Card Reader



Dimensions (WxHxD)	2.79" x 3.66" x 0.63"
Weight	0.25 lb.
Power Supply	Supplied from USB Port
System Conditions (operating mode)	Ambient Temperature: 31° to 150° F Humidity: 5% to 95%
Card/Protocols Low Frequency (125 kHz)	HID PROX, HID Indala® Prox, EM Prox
Card/Protocols High Frequency (13.5 MHz)	CCID: MIFARE Classic™ 1K/4K, Ultra Light, Ultra Light C, Plus, MIFARE DESFire™ 0.6, MIFARE DESFire™ EV1, IC Card, iCLASS SE/SR®, MIFARE SE™, DESFire EV1 SE, T=CL, ISO 14443 A with up to 848 kbps transmission rate (depending on card*), ISO 15693 with up to 26 kbps transmission rate (depending on card)

NOTE: WT-506 Working Table or MK-735 Mount Kit (internal mount) required.
*424 kbps default rate, 848 kbps configurable through web interface.

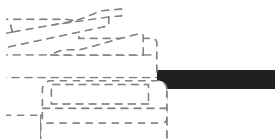
AU-211P CAC/PIV Solution w/Certificate



Dimensions (WxHxD)	2.75" x 2.75" x 0.39"
Weight	0.13 lbs.
Power Supply	Supplied from USB Port
System Conditions (operating mode)	0° to 122° F
Interface	Full Speed USB (12 Mbps)
Connector Shape	USB A Type Connector
Compatible Card	PKI-C-Card (PIV, CAC)
MFP Compatibility	bizhub C754e, C654e, C554e, C454e, C368, C308, C224e. Please check MyKonicaMinolta.com on a regular basis for compatibility updates. Please check MyKonicaMinolta.com on a regular basis for compatibility updates.

NOTE: WT-506 Working Table required. Please contact your local Government Account Manager for additional information.

WT-506 Working Table



Type	External Table
Function	Holds AU-102 Biometric Authentication Unit, AU-201H HID Proximity Card Reader, AU-202H HID iClass Reader, AU-204H Magnetic Stripe Card Reader, AU-205H IC Card Reader or AU-211P CAC/PIV Solution; Can be used as a place holder for originals and/or output.
Dimensions WxDxH	18.30" x 16.33" x 1.5"

Component Considerations

EK-608 USB Host/Local Interface



Type	USB Interface and USB Cable
Function	Required to connect optional External Keyboard (or can use EK-609 when Bluetooth printing is also required) or optional i-Option LK-104 v3 Voice Guidance License kit.

EK-609 USB Host/Local Interface with Bluetooth



Type	USB Interface and USB Cable
Function	Supports Bluetooth Printing. Required to connect optional External Keyboard (or can use EK-606 if Bluetooth printing is not required) or optional i-Option LK-104 v3 Voice Guidance License kit.

MK-742 Mount Kit



Type	Internal Component
Function	Required if you wish to install the FK-515 Fax Kit(s) for Fax Line 3 and Fax Line 4 support. Only one MK-742 Mount Kit required.

MK-735 Mount Kit



Type	Internal Component
Function	Required if you wish to install the AU-205H internally in the device.

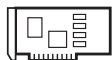
IC-416 Fiery Image Controller



Type	Embedded Type
CPU	Intel® Pentium® Processor G850, 3M Cache, 2.9 GHz, Dual Core
Memory	2 GB
HDD	500 GB SATA
Continuous Print Speed	Same as Continuous Copy (when using the same original)
Resolution	600 dpi, 1200 dpi
Page Description Language	Adobe PostScript 3 version 3019, PCL6, PDF v1.7
Support Protocol	Ethernet (Apple Talk, TCP/IP), HTTP/HTTPS, XPS, SSL/TLS for HTTPS, SNMP, SMP, Port 9100 (Bi-Directional), IPP, LDAP, IPv6 Phase II, SNMP v3
Support OS	Windows 2003 Server, Windows 2003 Server x64, Windows Vista, Windows Vista x64, Windows 7, Windows 7 x64, Windows 2008 Server (utility only), Windows 2008 Server x64 (utility only); Mac OS X 10.4.11, 10.5x, 10.6x or later; UNIX/Linux.
Standard Fonts	Adobe PS 138 Roman fonts; Agfa PCL 80 Roman fonts; 1 bitmap font; Additional PCL 35 fonts; Euro Currency Resident font
Interface	10Base-T/100Base-TX/1000Base-T, USB

Component Considerations

VI-508 Interface Kit



Type	Interface Kit
Function	Required interface kit to connect IC-416 Fiery Image Controller to MFP.

LK-102 v3 i-Option License Kit

Type	License Key
Function	Enhanced PDF Encryption (128-bit AES Encryption), PDF/A (1a/1b) and Linearized PDF file support.

Note: The LK-110 v2 supports the same functions as the LK-102 v3, therefore, both license kits cannot be installed on the same device.

LK-104 v3 i-Option License Kit

Type	License Key
Function	Voice Guidance

LK-105 v4 i-Option License Kit

Type	License key
Function	Provides Searchable PDF function

Note: The LK-110 v2 supports the same functions as the LK-105 v4, therefore, both license kits cannot be installed on the same device.

LK-106 i-Option License Kit

Type	License key
Function	Supports Bar Code Font Printing

LK-107 i-Option License Kit

Type	License key
Function	Supports Unicode Font Printing

LK-108 i-Option License Kit

Type	License key
Function	Supports OCR Font Printing

LK-110 v2 i-Option License Kit

Type	License Key
Function	OOXML format file conversion for docx/xlsx, Fax to searchable PDF, convert box data to compact PDF, direct print e-mail attached file. Combines LK-102 (Encrypted PDF) & LK-105 (Searchable PDF/OCR) functionality.

Note: If you install the LK-110 v2 on a device, you cannot install the LK-102 v3 and/or LK-105 v4 on the same device.

LK-111 i-Option License Kit

Type	License Key
Function	Provides ThinPrint client support.

Component Considerations

UK-212 Wireless LAN Upgrade Adapter



Type	WLAN Adapter
Function	Provides wireless secure connection for printing, scanning and Authentication.

SC-508 Copy Guard Kit

Type	Embedded Type
Function	Prevents printing of Copy Protected documents.

Please note that two SC-508 Copy Guard Kits are required when the C368/C308 are equipped with the optional DF-704 Dual Scan Document Feeder (one Copy Guard Kit required for each side scanned).

Konica Minolta bizhub C368/C308

Specification & Installation Guide



Mixed Original Support

● Possible ✕ Not Possible

Document Size ²	Maximum Document Width ¹					
	11" x 17" landscape	8.5" x 11" portrait	8.5" x 14" landscape	8.5" x 11" landscape	5.5" x 8.5" portrait	5.5" x 8.5" landscape
11" x 17" (☐)	●	●	✕	✕	✕	✕
8.5" x 11" (☐)	●	●	✕	✕	✕	✕
8.5" x 14" (☐)	●	●	●	●	●	✕
8.5" x 11" (☐)	●	●	●	●	●	✕
5.5" x 8.5" (☐)	✕	✕	●	●	●	✕
5.5" x 8.5" (☐)	✕	✕	✕	✕	✕	●

¹ Indicates the width of the widest document size of the mixed originals.

² Indicates the document sizes that can be mixed together based on the maximum document width.

Standard Paper Tray Support

Main Unit – bizhub C368/C308 (Paper Tray 1 and 2)			
Component	Capacity	Size	Weight
Tray 1	500 sheets	11" x 17"	14 lb. bond to 68 lb. bond
Tray 2	500 sheets	12" x 18"	14 lb. bond to 68 lb. bond
Bypass	150 sheets	12" x 18"	16 lb. bond to 79.75 lb. bond

Konica Minolta bizhub C368/C308

Specification & Installation Guide



Print Controller (Standard)

Type	Internal Type
CPU	1.2 GHz (shared with copier)
Memory	4 GB (shared with copier) 250 GB HDD (shared with copier)
Print Speed	Color/ BW: C368: 36 ppm Letter□ C308: 30 ppm Letter□
Print Resolution	600 x 600 dpi (1800 equivalent x 600 dpi), 1200 x 1200 dpi
PDL	PCL 5e/c emulation, PCL6 (XL version 3.0), PS 3 (Version 3016) Emulation, XPS
Protocol	TCP/IP (IPv4/IPv6), BOOTP, ARP, ICMP, DHCP, DHCPv6, AutoIP, SLP, SNMP, FTP, LPR/LPD, RAW Socket, SMB over TCIP/IP, IPP, HTTP, POP, SMTP, LDAP, NTP, SSL, IPX, AppleTalk, Bonjour, NetBEUI, WebDAV, DPWS, S/MIME, IPsec, DNS, Dynamic DNS, LLMNR, LLTD, SSDP, SOAP
Support OS	Windows 2000, Windows XP, Windows XP 64-bit, Windows Vista, Windows Vista 64-bit, Windows 7, Windows 7 64-bit, Windows 8, Windows 8 64-bit, Windows Server 2003 R2, Windows Server 2003 64-Bit, Windows Server 2008, Windows Server 2008 64-bit, Windows Server 2012 Standard, Windows Server 2012 Datacenter. Mac OS X 10.6 (Intel) or later; Linux
Font	PCL Resident Fonts: 80 Roman fonts PS3 Emulation Resident Fonts: 137 Roman Type 1 font
Interface	Standard Ethernet (10Base-T/100Base-TX/ 1000Base T); Hi-Speed USB 2.0, USB 1.1, USB Host

Fiery® IC-416 Embedded Image Controller

Processor	Intel Pentium G850, 3M Cache, 2.9 GHz, Dual Core
Operating System	Windows 2003 Server/2003 Server 64 bit/ Vista/Vista 64 bit/Windows 7 (x32, x64) Windows 8 (x32, x64)(PS3 only)/2008 Server (utility only)/2008 Server 64 bit (utility only)/ 2012 Server 64 bit (utility only); Mac x 10.4.11; UNIX/Linux
RAM	2 GB
Hard Disk Drive	500 GB
Page Description Language	Adobe PostScript 3 Version 3020, PCL6, PDF v1.7
Fonts	Adobe PS 138 Roman fonts, Agfa PDL 80 Roman fonts and 1 Bitmap font, Additional PCL 35 fonts, Euro Currency Resident font
Printer Driver	For PCL and PS: Windows 2000, Windows Server 2003 32/64 bit, Windows Vista 32/64 bit, Windows 7 (x32, x64), Windows 8 (x32, x64), Windows Server 2008 32/64 bit (utilities only), Windows Server 2012 64 bit (utility only); Mac OS X 10.3.9, 10.4 or later, 10.6; UNIX/Linux
Interface	10Base-T/100Base-TX/1000Base-T, USB
Protocols	Ethernet (Apple Talk, TCP/IP), HTTP/HTTPS, SSL/TLS for HTTPS, SNMP, SMB, Port9100 (Bi-Directional), IPP, LDAP, IPV6 Phase II, SNMP v3
Utilities	ColorWise® Pro Tools 3.7 Command Workstation™ 4.5 (for Windows) Command Workstation™ 1.3 (for Mac) Fiery® Remote Scan 5.4 (TWAIN plug-in) Fiery® Web Tools 3.0
Software	Standard: Fiery® Command Workstation ColorWise Tools Fiery® Secure Erase Fiery® Spot-On Fiery® WebTools Remote Fiery® Scan Fiery® VUE Optional: Fiery® Productivity Package Fiery® Hot Folders/Virtual Printers Fiery® Auto Trapping Fiery® SeeSequence Impose Fiery® SeeSequence Compose Fiery® SeeSequence Impose & Compose Suite Fiery® Color Profiler Suite v4.0 ES-2000 ES-2000 Spectrophotometer

Network Functions

Sending Scanned Data in an Email Message

Scanned data can be sent to a specified Email address. The destination is specified from the touch panel of this machine and the scanned data is sent as an Email attachment.

Sending Scanned Data as Files (FTP)

Scanned data is uploaded to a specified FTP server. The FTP server address, login password, and other information are entered from the touch panel of this machine. The data files uploaded to the FTP server can be downloaded from a computer on the network.

Sending Scanned Data to a Computer on the Network (SMB)

Scanned data can be sent to a shared folder on a specified computer. The name of the destination computer, login password, and other information are entered from the touch panel of this machine.

Saving Scanned Data in Boxes

Scanned data is uploaded to a specified web server. The host name, file path, user name, and password are entered on the touch panel of the machine. The data files uploaded to the server can be downloaded from a computer on the network.

Using the Machine as a Scanner

This machine can best used as a scanner. The scanner can be controlled from a PC connected to the network, and the scanned image can be loaded into an application on the PC to be processed.

Web Service (Standard)

This machine can be used to access the Internet. Standard LK-101 v3 and UK-211 required.

Print Drivers

Page Desc. Language	Print Driver	Supported Operating Systems
PCL Driver	Konica Minolta PCL Driver	Windows Server 2003, Standard Edition (Service Pack 1 or later) Windows Server 2003, Enterprise Edition (Service Pack 1 or later) Windows Server 2003 R2, Standard Edition Windows Server 2003 R2, Enterprise Edition Windows XP Professional x64 Edition Windows Server 2003 Standard x64 Edition Windows Server 2003, Enterprise x64 Edition Windows Server 2003 R2, Standard x64 Edition Windows Server 2003 R2, Enterprise x64 Edition Windows Vista Business* Windows Vista Enterprise* Windows Vista Home Basic* Windows Vista Home Premium* Windows Vista Ultimate* Windows Server 2008 Standard* Windows Server 2008 Enterprise* Windows Server 2008 R2 Standard Windows Server 2008 R2 Enterprise Windows 7 Home Basic* Windows 7 Home Premium* Windows 7 Professional* Windows 7 Enterprise* Windows 7 Ultimate* Windows 8* Windows 8 Pro* Windows 8 Enterprise* Windows Server 2012 Datacenter Windows Server 2012 Standard *Supports 32-bit (x86) or 64-bit (x64) Environments

continued

Konica Minolta bizhub C368/C308

Specification & Installation Guide



Print Drivers continued

Page Description Language	Print Driver	Supported Operating Systems
PostScript 3 Emulation	Konica Minolta PostScript 3 Driver	Windows Server 2003, Standard Edition (Service Pack 1 or later) Windows Server 2003, Enterprise Edition (Service Pack 1 or later) Windows Server 2003 R2, Standard Edition Windows Server 2003 R2, Enterprise Edition Windows XP Professional x64 Edition Windows Server 2003 Standard x64 Edition Windows Server 2003, Enterprise x64 Edition Windows Server 2003 R2, Standard x64 Edition Windows Server 2003 R2, Enterprise x64 Edition Windows Vista Business* Windows Vista Enterprise* Windows Vista Home Basic* Windows Vista Home Premium* Windows Vista Ultimate* Windows Server 2008 Standard* Windows Server 2008 Enterprise* Windows Server 2008 R2 Standard Windows Server 2008 R2 Enterprise Windows 7 Home Basic* Windows 7 Home Premium* Windows 7 Professional* Windows 7 Enterprise* Windows 7 Ultimate* Windows 8* Windows 8 Pro* Windows 8 Enterprise* Windows Server 2012 Datacenter Windows Server 2012 Standard *Supports 32-bit (x86) or 64-bit (x64) Environments

Page Description Language	Print Driver	Supported Operating Systems
XPS Driver Emulation	Konica Minolta XPS Driver	Windows Vista Business* Windows Vista Enterprise* Windows Vista Home Basic* Windows Vista Home Premium* Windows Vista Ultimate* Windows Server 2008 Standard* Windows Server 2008 Enterprise* Windows Server 2008 R2 Standard Windows Server 2008 R2 Enterprise Windows 7 Home Basic* Windows 7 Home Premium* Windows 7 Professional* Windows 7 Enterprise* Windows 7 Ultimate Windows 8* Windows 8 Pro* Windows 8 Enterprise* Windows Server 2012 Datacenter Windows Server 2012 Standard *Supports 32-bit (x86) or 64-bit (x64) Environments
PostScript PPD Driver	Konica Minolta PostScript PPD Driver	Mac OSX 10.6, 10.7, 10.8, 10.9, 10.10

continued

Konica Minolta bizhub C368/C308

Specification & Installation Guide



Print Drivers continued

Page Description Language	Print Driver	Supported Operating Systems
Fax Driver	Konica Minolta	Windows Server 2003, Standard Edition (Service Pack 1 or later) Windows Server 2003, Enterprise Edition (Service Pack 1 or later) Windows Server 2003 R2, Standard Edition Windows Server 2003 R2, Enterprise Edition Windows XP Professional x64 Edition Windows Server 2003 Standard x64 Edition Windows Server 2003, Enterprise x64 Edition Windows Server 2003 R2, Standard x64 Edition Windows Server 2003 R2, Enterprise x64 Edition Windows Vista Business* Windows Vista Enterprise* Windows Vista Home Basic* Windows Vista Home Premium* Windows Vista Ultimate* Windows Server 2008 Standard* Windows Server 2008 Enterprise* Windows Server 2008 R2 Standard Windows Server 2008 R2 Enterprise Windows 7 Home Basic* Windows 7 Home Premium* Windows 7 Professional* Windows 7 Enterprise* Windows 7 Ultimate* Windows 8* Windows 8 Pro* Windows 8 Enterprise* Windows Server 2012 Datacenter Windows Server 2012 Standard *Supports 32-bit (x86) or 64-bit (x64) Environments

Print Specifications

Item	Specifications
Model	Built-in print system
Power Supply	Common with the main body
CPU	1.2 GHz (shared with copier)
RAM	4 GB
Hard Disk	250 GB (standard)
Interface	Standard Ethernet (10Base-T, 100Base-TX or 1000Base-T) Standard USB 2.0, USB 1.1, USB Host
Frame Type	Ethernet 802.2 Ethernet 802.3 Ethernet II Ethernet SNAP
Supported Protocols	TCP/IP (IPv4/IPv6), BOOTP, ARP, ICMP, DHCP, DHCPv6, AutoIP, SLP, SNMP, FTP, LPR/LPD, RAW Socket, SMB over TCIP/IP, IPP, HTTP, POP, SMTP, LDAP, NTP, SSL, IPX, AppleTalk, Bonjour, NetBEUI, WebDAV, DP-WS, S/MIME, IPsec, DNS, Dynamic DNS, LLMNR, LLTD, SSDP, SOAP
Print Speed Color/BW	C368: 36 ppm (Letter \square /Simplex and Duplex) C308: 30 ppm (Letter \square /Simplex and Duplex)
First Print Time	C368: Full Color: 6.9 sec. or less B&W: 5.3 sec. or less C308: Full Color: 7.3 sec. or less B&W: 5.6 sec. or less
Operating Environment Conditions	50° to 86° F, 15-85% RH
Resolution	600 x 600 dpi (1800 equivalent x 600 dpi), 1200 x 1200 dpi
Data Processing	600 x 600 dpi (Printing and faxing operations) 400 x 400 dpi (faxing operations) 200 x 200 dpi (faxing operations)
Supported Paper Sizes	Width: 4" to 12.25" Length: 6" to 18"
Printer Fonts	PCL Resident Fonts 80 Roman fonts PS3 Emulation resident Fonts: 137 Roman Type 1 fonts
Compatible Computers	IBM PC or compatible and Macintosh (Power PC or Intel Processor)

continued

Konica Minolta bizhub C368/C308

Specification & Installation Guide



Print Specifications continued

Item	Specifications
Supported Operating Systems	<p>Server Windows Server 2003, Server 2003 R2, Server 2008, Windows Server 2003 x64, Server 2003 R2 x64, Server 2008 x64, Server 2008 R2 x64, Server 2012 x64</p> <p>Client Vista, 7/8, Windows XP x64, Vista x64, 7 x64, 8 x64, Windows Server 2003, Server 2003 R2, Server 2008, Windows Server 2003 x64, Server 2003 R2 x64, Server 2008 x64; Mac OS X 10.6, 10.7, 10.8, 10.9, 10.10 Intel ver.; Red Hat Enterprise Linux</p>
Network	Ethernet (TCP/IP)
Web Browser*	<p>Vista/7/8/Server 2003/Server 2008/Server 2008 R2/Server 2012:</p> <ul style="list-style-type: none"> • Microsoft Internet Explorer 6/7/8/9/10 • Mozilla Firefox 3.5 or later <p>Mac OS 9.x/Mac OS 10.x:</p> <ul style="list-style-type: none"> • Mozilla Firefox 1.0 or later • Mozilla Firefox 3.5 or later <p>Linux:</p> <ul style="list-style-type: none"> • Mozilla Firefox 3.5 or later <p>*JavaScript and cookies must be enabled on your web browser.</p>
Flash Player	<p>Adobe® Flash® Player</p> <ul style="list-style-type: none"> • Plug-in Version 9.0 or later is required to select Flash-based display or use the DATA Management Utility (font/macro's data management)

Scanning

Type	Full-Color Scanner
Scanning Size	11" x 17" to 5.5" x 8.5
Scanning Resolution	<p>Push Scanning: 600/400/300/200 dpi</p> <p>Pull Scanning: 600/400/300/200/100 dpi</p>
Scanning Speed (Color/B&W)	<p>DF-704:† Duplex: 160 opm (300 dpi) 110 opm (600 dpi)</p> <p>Simplex: 80 opm (300 dpi) 55 opm (600 dpi)</p> <p>DF-629:† Duplex: 37 opm (300 dpi) 26 opm (600 dpi)</p> <p>Simplex: 80 opm (300 dpi) 55 opm (600 dpi)</p>
Main Function	Scan-to-Email, Scan-to-User Box (HDD), Scan-to-FTP, Scan-to-USB, Scan-to-SMB (Desktop Folder), Scan-to-Me, Scan-to-Home, Scan-to-Scan Server, Network Twain (via Ethernet TCP/IP), Scan-to-WebDAV, WS-Scan
Interface	10Base-T/100Base-TX/1000Base-T
Protocol	TCP/IP (FTP, SMB, SMTP)
Support OS	Windows XP, Windows Vista, Windows 7, Windows 8, Windows Server 2003, Windows Server 2008, Windows Server 2008 R2, Windows Server 2012
Output Format	Single TIFF, Multi TIFF, JPEG, PDF, Compact PDF, XPS, Compact XPS TIFF (MH, MMR), PDF (MH, MMR, JPEG), JPEG, Outline PDF, PPTX, Searchable PDF, PDF/A, Linearized PDF
Driver	TWAIN (XP/XP 64-bit/Vista/Vista 64-bit/7/7 64-bit/8/8 64-bit), TWAIN Driver, HDD TWAIN Driver
Address Setting	LDAP, Import/Export address from PageScope Web Connection
Authentication	SMTP Authentication, Network User Authentication (Active Directory, Novell, NDS, NTLM ver. 1, NTLM ver. 2, LDAP)

†Text and image scanning speeds vary depending on the type of document.

PageScope Software

Network & Device Management

PageScope Data Administrator
Driver Packaging Utility
HDD BackUp Utility
Log Management Utility
PageScope Download Manager

User Tools

PageScope Direct Print
PageScope Box Operator
PageScope Print Status Notifier
Copy Protection Utility
Print Utility for Unix
PageScope Web Connection

Management Tools

bizhub vCare

Optional Software

PageScope Enterprise Suite
– PageScope Account Manager
– PageScope Authentication Manager
– PageScope My Print Manager
– PageScope My Panel Manager
– PageScope Net Care Device Manager (Standard)

NOTE: Users interested in PageScope EMS Plug-ins should consult with their local Konica Minolta office.

Security

Because information assets are critical, a company needs to effectively protect against the many security risks it faces.

- 1) Prevent Leaks of proprietary, confidential or personal information
- 2) Prevent unauthorized use of equipment
- 3) Effective data encryption
- 4) Protect data from being altered, duplicated or deleted
- 5) Prevent unauthorized access to data via the Internet
- 6) Protect against cyber attacks
- 7) Manage log history

Protective Functions:

- HDD Sanitizing — Deletes Graphic Data (when disposing of machine)
- Job Erase — Deletes Graphic Data (after each job)
- Lock Job (when printing confidential documents)
- Protect data by requiring department name and 8-digit password
- Account Track
- HDD Lock
- Prevent Unauthorized Use
- Operation Log with 2,000-event memory
- HDD Encryption
- PDF Scan Encryption
- Protective Functions
- Copy Protection
- Network Authentication
- Single Sign-on Authentication
- SMTP Authentication for Email
- SSL/TSL Compatibility for PS Web Connection, PS Data Administrator and LDAP Server
- Scan Data Encryption (TCP/socket SSL Compatibility)
- LDAP Authentication
- Box Operator Data Encryption
- Verification of Box Data Receipt
- IP Address Filtering
- IP v6
- Encrypted Network Password Printing
- Scan-to-USB Memory with User Authentication
- Print-from-USB Memory with User Authentication
- S/MIME/Encryption
- FIPS 140-2 Compliance
- IEEE 2600.1 Security Ready
- ISO 1540 EAL

Optional Protective Functions:

- HD-524 Hard Disk Mirroring
- SC-508 Copy Guard Kit
- LK-102 v3 Enhanced PDF Scan Encryption
- AU-102 Biometric Authentication Unit
- AU-204H Magnetic Stripe Card Reader
- AU-205H IC Card Reader
- AU-211P CAC/PIV Solution with Certificate

Konica Minolta bizhub C368/C308

Specification & Installation Guide



Paper Considerations

Paper Size Conversion Chart

Paper	Letter	Letter R	Legal	Tabloid	Statement	Statement R
Measurement	8.5" x 11"	11" x 8.5"	8.5" x 14"	11" x 17"	5.5" x 8.5"	8.5" x 5.5"

Paper Weight Conversion Chart

gsm	Bond	Offset	Cover	Tag	Index	Point	Bristol	Caliper	
								inches	mm
60.20	16	40	22	37	33	3.2	27.4	0.0032	0.081
67.72	18	45	24	41	37	3.6	30.9	0.0036	0.092
75.20	20	50	28	46	42	3.8	34.3	0.0038	0.097
90.30	24	60	33	56	50	4.8	41.2	0.0048	0.120
105.35	28	70	39	64	58	5.8	48.1	0.0058	0.147
109.11	29	73	40	62	60	6.0	49.8	0.0060	0.152
116.63	31	81	45	73	66	6.1	53.2	0.0061	0.155
131.68	35	90	48	80	74	6.2	60.1	0.0062	0.157
135.45	36	90	50	82	75	6.8	61.8	0.0068	0.173
146.73	39	100	54	90	81	7.2	67.0	0.0072	0.183
150.50	40	100	56	93	83	7.3	68.7	0.0073	0.185
161.78	43	110	60	100	90	7.4	73.8	0.0074	0.188
165.55	44	110	61	102	92	7.6	75.5	0.0076	0.193
176.83	47	120	65	108	97	8.0	80.7	0.0078	0.198
199.41	53	135	74	122	110	9.0	91.0	0.0085	0.216
203.17	54	137	75	125	113	9.0	92.7	0.0090	0.229
218.22	58	146	80	134	120	9.5	99.6	0.0092	0.234
244.56	65	165	90	150	135	10.0	111.6	0.0095	0.241
252.08	67	170	93	156	140	10.5	115.1	0.0100	0.250
270.90	72	183	100	166	150	11.0	123.7	0.0110	0.289
285.95	76	192	105	175	158	13.0	130.5	0.0130	0.330
308.52	82	208	114	189	170	14.0	140.8	0.0140	0.356
312.00	87	220	120	200	180	15.0	142.4	0.0150	0.380
385.06	105	267	146	244	220	18.0	175.8	0.0175	0.445

Paper Type Specifications

Thin Paper

Thin Paper is paper weighing between 14 lb. to 15.5 lb. bond. It can be fed via any paper tray, except the bypass tray.

Normal (Plain Paper)

The Normal paper is used for copying in general and is called "PPC paper." The normal paper is usually not a recycled paper. Specify [Normal] to the tray to which the normal paper or the recycled paper is loaded for copying.

Recycled Paper

Recycled Paper is identified as recycled paper along with a designation as to the percentage of the paper that is actually made from recycled materials. Generally speaking, these devices will support recycled paper weighing between 16 lb. to 24 lb. bond.

Thick Paper 1

Thick Paper 1 is paper weighing between 24.25 to 32 lb. bond. It can be fed via any paper tray.

Thick Paper 1+

Thick Paper 1+ is paper weighing between 32.25 to 41.75 lb. bond. It can be fed via any paper tray.

Thick Paper 2

Thick Paper 2 is paper weighing between 42 to 55.5 lb. bond. It can be fed via any paper tray.

Thick Paper 3

Thick Paper 3 is paper weighing between 55.75 to 68 lb. bond. It can be fed via any paper tray.

Thick Paper 4

Thick Paper 4 is paper weighing between 68.25 to 79.75 lb. bond. It can be fed via the bypass tray.

Special Paper

A thin or other specialty type paper that falls within the paper weight specification and appears on the Recommended Paper Stock List.

OHP

Specify [OHP] to a tray to which transparent films are loaded. It can be fed only via the bypass tray (20 sheets or less). Black and white printing supported only.

Envelopes

Specify [Envelope] for bypass tray.

Postcards

A Postcard is defined as a rectangular piece of the thick paper or thin cardboard. This product series supports 4" x 6" size postcards. Postcards are fed only via the Bypass Tray.

Tab Dividers

A stiff sheet with divider tabs. Tab Divider sheets can only be fed (long edge only) via the Bypass Tray.

Banner Paper

An 11.75" x 47.25" paper that is fed via the Bypass Tray to create banners.

Konica Minolta bizhub C368/C308

Specification & Installation Guide



Recommended Paper Stocks

Plain Paper – Color

Class.	Weight	Brand of Paper	Size
Plain Paper	20 lb. Bond (75 gr)	Domtar Recycled Copy (30% Post Consumer)	8.5" x 11"
Plain Paper	22 lb. Bond (80 gr)	Konica Minolta CF Paper	8.5" X 11"
Plain Paper	22 lb. Bond (80 gr)	Konica Minolta CF Paper	11" X 17"
Plain Paper	22 lb. Bond (80 gr)	Konica Minolta CF Paper	12" X 18"
Plain Paper	24 lb. Bond (89 gr)	SMART Carnival Stellar White	8.5" x 11"
Plain Paper	24 lb. Bond (89 gr)	SMART Carnival White	8.5" x 11"
Plain Paper	24 lb. Bond (90 gr)	SMART Synergy Bond 25% Cotton	8.5" x 11"
Plain Paper	24 lb. Bond (90 gr)	Domtar Microprint Laser	8.5" x 11"
Plain Paper	24 lb. Bond (90 gr)	Mohawk Color Copy 98 Bright White	8.5" x 11"
Thick 1	28 lb. Bond (105 gr)	Konica Minolta CF Paper	8.5" X 11"
Thick 1	28 lb. Bond (105 gr)	Konica Minolta CF Paper	11" X 17"
Thick 1	28 lb. Bond (105 gr)	Konica Minolta CF Paper	12" X 18"
Thick 1	28 lb. Bond (105 gr)	Domtar Microprint Color Copy	8.5" x 11"
Thick 1	32 lb. Bond (120 gr)	Hammermill Color Copy	8.5" X 11"
Thick 1	32 lb. Bond (120 gr)	Hammermill Color Copy Paper – Photo White	8.5" x 11"
Thick 2	60 lb. Cover (163 gr)	Hammermill Color Copy	8.5" X 11"
Thick 3	80 lb. Cover (216 gr)	Hammermill Color Copy	8.5" X 11"
Thick 4	100 lb. Cover (271 gr)	Hammermill Color Copy	8.5" X 11"

Plain Paper – B/W

Plain Paper	20 lb. Bond (75 gr)	Hammermill Tidal MP	8.5" X 11"
-------------	---------------------	---------------------	------------

Single-Sided Glossy

Thick 3	10pt Cover (219 gr)	SMART Kromekote Laser High Gloss Coated One Side 10 pt Cover	8.5" x 11"
Thick 3	12pt Cover (247 gr)	SMART Kromekote Laser High Gloss Coated One Side 12 pt Cover	8.5" x 11"

Double-Sided Glossy

Thick 1	32 lb. Bond (120 gr)	Mohawk Color Copy Gloss Pure White	8.5" x 11"
Thick 1	80 lb. Text (118 gr)	Sappi Opus Gloss	8.5" x 11"
Thick 1	90 lb. Text (133 gr)	SMART Kromekote Laser High Gloss Coated Two Sides*	8.5" x 11"
Thick 3	80 lb. Cover (216 gr)	Mohawk Color Copy Gloss Pure White	8.5" x 11"
Thick 3	80 lb. Cover (216 gr)	Sappi Opus Gloss Cover	8.5" x 11"

Double-Sided Glossy continued

Class.	Weight	Brand of Paper	Size
Thick 3	80 lb. Cover (216 gr)	Domtar Microprint Coated Laser Gloss Cover	8.5" x 11"
Thick 3	10 pt Cover (234 gr)	SMART Kromekote Laser High Gloss Coated Two Sides 10 pt Cover	8.5" x 11"
Thick 3	90 lb. Cover (237 gr)	SMART Kromekote® Plus C2S Cover	8.5" x 11"
Thick 4	100 lb. Cover (270 gr)	Mohawk Color Copy Gloss Pure White 100C	8.5" x 11"

Cover Stock

Thick 2	60 lb. Cover (163 gr)	Domtar Microprint Color Copy Cover	8.5" x 11"
Thick 2	65 lb. Cover (176 gr)	Domtar Microprint Color Copy Cover	8.5" x 11"
Thick 3	80 lb. Cover (216 gr)	Domtar Microprint Coated Laser Matte Cover	8.5" x 11"
Thick 3	80 lb. Cover (216 gr)	Domtar Microprint Color Copy Cover	8.5" x 11"
Thick 3	80 lb. Cover (216 gr)	SMART Carnival White Cover	8.5" x 11"
Thick 3	140 lb. Index (255 gr)	Wausau Exact Index	8.5" x 11"
Thick 3	80 lb. Cover (216 gr)	Mohawk Color Copy 98 Bright White	8.5" x 11"
Thick 4	100 lb. Cover (270 gr)	Mohawk Color Copy 98 Bright White	8.5" x 11"

Labels

Avery Dennison 5889 Postcard	8.5" x 11"
Avery Dennison 6870 (30 labels per sheet)	8.5" x 11"
Avery Dennison 6873 (8 labels per sheet)	8.5" x 11"
Avery Dennison 6876 (2 labels per sheet)	8.5" x 11"
Avery 6878 4-UP labels for Color Laser	8.5" x 11"

Envelopes

Envelopes 24 lb.	Preservation Wove 5789 #6 3/4	3.85" x 6.5" (98 x 165 mm)
------------------	-------------------------------	----------------------------

Tab Dividers

Avery Dennison 20406 (long edge only)	8.5" x 11"
---------------------------------------	------------

Specialty Paper

Thick 2	—	TECHNI-Print 9721PO* T-shirt Transfer Paper**	8.5" x 11"
---------	---	---	------------

Transparency

OHP Sheets	—	3M-PP2500	8.5" x 11"
------------	---	-----------	------------

Banner Paper

Banner Mode/Thick 1	100 lb. Text (180 gr)	Konica Minolta Banner Paper	11.75" x 47.25"
---------------------	-----------------------	-----------------------------	-----------------

* Paper cannot be used in a high humidity environment.

** T-Shirt Transfer Paper: The C368/C308 Series should not be used solely for T-shirt transfer applications. T-Shirt transfer paper should be used on a limited basis, not to exceed a 250-sheet per run maximum. If a misfeed should occur, clear it immediately (due to the odor) and then run 15-25 sheets of regular plain paper (20 lb.) through the device to clean the fusing rollers. T-Shirt Transfer paper cannot be used in high humidity environments.

How to Build a System for the bizhub C368/C308 Digital Printer/Copier/Scanner/Fax (from start to finish)

- FS-534+SD-511 Floor Finisher (50 Sheets)**
- SD-511 Saddle Stitcher Kit**
- RU-513 Relay Unit (Required to install FS-534)**
- FS-533 Inner Finisher (50-sheet stapling)**
- PK-519 Punch Kit (for FS-533)**

Step 5: Analog Fax Options

- FK-514 Fax Kit (Lines 1 & 2)**
- FK-515 Fax Kit (Lines 3 & 4)**
(Requires one MK-742 Mount Kit)
- MK-742 Mount Kit (Required to add FK-515 Fax Kit(s) for Lines 3 & 4)**
- SP-501 Stamp Unit**
(Installed in optional Document Feeder)
- Spare TX Marker Stamp 2**

Step 6: Controller Options

- Standard Controller (PCL/PS/XPS)**
- IC-416 Flery Image Controller for C368/C308**
- VI-508 Interface Kit (Required for IC-416)**

Step 7: Additional Options

- AU-102 Biometric Authentication Unit**
(Requires WT-506 Working Table)
- AU-204H Magnetic Stripe Card Reader**
(Requires WT-506 Working Table)
- AU-205H IC Card Reader**
(Requires WT-506 or MK-735)
- AU-211P CAC/PIV Solution**
(Requires WT-506 Working Table)
- EK-608 USB Connection Kit**
(Adds USB 2.0 for External Keyboard and/or Voice Guidance)

Step 1: Base Unit

- C368/C308 Digital Color Printer/Copier/Scanner**
Includes PS, PCL & XPS Controller, Standard Web Browser, 4 GB Standard Memory, Duplex Unit, 250 GB HDD, USB Interfaces for Scan-to-USB Thumb Drive/Print-from-USB Thumb Drive, USB Local Printing, Optional Authentication Device Connection, Service USB Firmware Updates, CMYK Developer Units, Color Drum Units and Black Drum Unit

Step 2: Document Handling Options (Required)

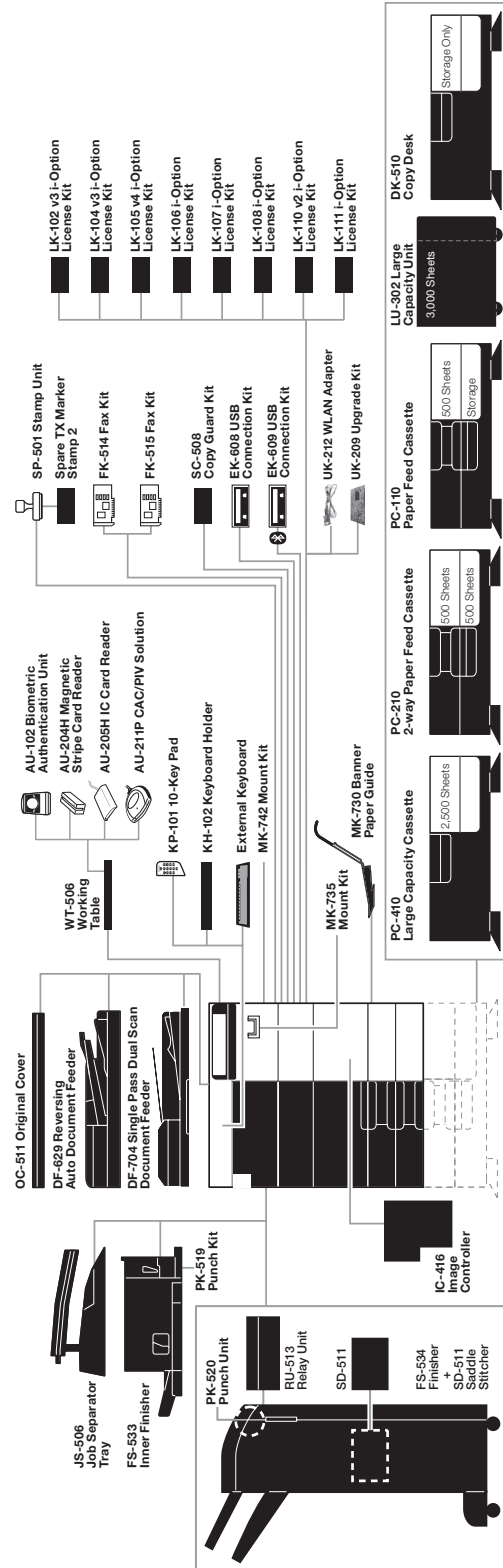
- Select one of the following:
- OC-511 Original Cover**
- DF-629 Reversing Automatic Document Feeder**
- DF-704 Single Pass Dual Scan Document Feeder**

Step 3: Paper Supply/Cabinet Options (Required)

- Select one of the following:
- PC-410 Large Capacity Cassette**
(2,500 sheets - Letter crosswise only)
- PC-210 2-way Paper Feed Cassette**
(Two 500-sheet Universal Cassettes)
- PC-110 Paper Feed Cassette**
(One 500-sheet Universal Cassette;
Includes 1 storage drawer)
- DK-510 Copy Desk (Storage Drawer Only)**
- LU-302 Large Capacity Unit (3,000 Sheets A4/Letter)**

Step 4: Output Options

- JS-506 Job Separator Tray**
- FS-534 Floor Finisher (50-sheet stapling)**
- RU-513 Relay Unit (Required to install FS-534)**
- PK-520 Punch Kit (for FS-534)**



Konica Minolta bizhub C368/C308

Specification & Installation Guide



Accessory Options for bizhub C368/C308 Digital Color Printer/Copier/Scanner/Fax

ACCESSORIES	ITEM NO.	DESCRIPTION	NOTES
BASE UNIT			
C368*	A7PU011X001	C368 Color Printer/Copier/Scanner	Includes PS, PCL & XPS Controller, Standard Web Browser, 4 GB Memory, Duplex Unit, 250 GB HDD, USB Interfaces for Scan-to-USB Thumb Drive/Print-from-USB Thumb Drive, USB Local Printing, Optional Authentication Device Connection, Service USB Firmware Updates, CMYK Developer Units, Color Drum Units and Black Drum Unit.
C308*	A7PY011X001	C308 Color Printer/Copier/Scanner	Includes PS, PCL & XPS Controller, Standard Web Browser, 4 GB Memory, Duplex Unit, 250 GB HDD, USB Interfaces for Scan-to-USB Thumb Drive/Print-from-USB Thumb Drive, USB Local Printing, Optional Authentication Device Connection, Service USB Firmware Updates, CMYK Developer Units, Color Drum Units and Black Drum Unit.
DOCUMENT HANDLING OPTION			
OC-511	A3PMWY1	Original Cover	Required if DF-629 or DF-704 is not installed.
DF-629	A85GWY1	Reversing Automatic Document Feeder	100-Sheet Reversing Automatic Document Feeder.
DF-704	A87RWY1	Single Pass Dual Scan Document Feeder	100-Sheet Single Pass Dual Scan Document Feeder.
PAPER SUPPLY/CABINET OPTIONS			
PC-410	A2XM019	Large Capacity Cassette	2,500 sheets; Letter-Size (Portrait) Paper only.
PC-210	A2XMWY8	2-way Paper Feed Cabinet	Two 500-sheet Universal Paper Cassettes.
PC-110	A2XMWY7	Paper Feed Cabinet	One 500-sheet Universal Paper Cassette and Storage Drawer.
LU-302	A87VW11	Large Capacity Unit (3,000 sheets)	Large Capacity Cassette housing 8.5" x 11" paper.
DK-510	7640018680	Copy Desk	Storage Drawer only.
OUTPUT OPTIONS			
JS-506	A2YVWY2	Job Separator Tray	Separates print, copy and fax jobs; can be installed if finisher is not attached; supports banner printing.
FS-534	A3EPWY2	Floor Finisher	50-sheet floor finisher required to support PK-520 Punch Kit. Supports banner printing. RU-513 required.
FS-534** +RU-513	A3EPWY2X002	Floor Finisher + Relay Unit	50-sheet floor finisher plus relay unit required for installation.
FS-534 +SD-511	A3EPWYC	Floor Finisher (50 Sheets) + SD-511 Saddle Stitcher	50-sheet floor finisher equipped with SD-511 Saddle Stitcher that provides center-stapled and folded booklets (up to 20-page booklets), half-fold and tri-fold (for letter-size paper only); Supports banner paper.
FS-534** +SD-511 +RU-513	A3EPWYC002	Floor Finisher + Saddle Stitcher + Relay Unit	50-sheet floor finisher plus saddle stitcher plus relay unit required for installation.
RU-513	A87JWY1	Relay Unit	Required for FS-534
FS-533	A2YUWY2	Inner Finisher	50-sheet Inner Staple Finisher required to support PK-519 Punch Kit. Supports banner printing.
PK-519	A3EUW12	2/3-Hole Punch Kit for FS-533	2/3-Hole Punch Kit for FS-533 Inner Finisher.
PK-520	A3ETW11	2/3-Hole Punch Kit for FS-534	2/3-Hole Punch Kit for FS-534.
ANALOG FAX OPTIONS			
FK-514	A883011	Fax Kit for Lines 1 & 2	Supports single line fax capabilities; Add second FK-514 Fax Kit for dual line fax capabilities.
FK-515	A884W11	Fax Kit for Lines 3 & 4	Supports third and fourth fax line capabilities; Must have two (2) FK-514 Fax Kits for 1st and 2nd Fax Lines; Add one FK-515 for Line 3 and a second FK-515 for line 4. One MK-742 Mount Kit required.
MK-742	A886WY1	FK-515 Fax Mount Kit	Mount Kit required to add FK-515 Fax Kit(s) for Line 3 and Line 4 fax support. Only one MK-742 Mount Kit required.
SP-501	4614506	Stamp Unit	Installed on RADF
Spare Fax Stamp	4614511	Spare TX Marker Stamp 2	Installed on RADF
CONTROLLER OPTIONS			
IC-416	A8C7WY1	Fiery Image Controller	Equipped with 160 GB HDD. Requires Fiery Controller Interface Kit VI-508.
VI-508	A887WY1	Fiery Controller Interface	Interface Kit for IC-416 Fiery Image Controller.

* Direct Channel should refer to price book for item numbers.
** FS-534 and RU-513 sold separately in Direct Channel.

Accessory Options for bizhub C368/C308 Digital Color Printer/Copier/Scanner/Fax

ACCESSORIES	ITEM NO.	DESCRIPTION	NOTES
ADDITIONAL OPTIONS			
AU-102	A0X9WY1	Biometric Authentication Unit	Scans finger vein patterns to enable users to gain access to the device. Requires WT-506 Working Table.
AU-204H	7640013468	Magnetic Stripe Card Reader	Allows authorized access to the MFP using Magnetic Stripe Cards. Requires WT-506 Working Table.
AU-205H	R5427000138466	IC Card Reader	Allows access to the MFP via HID Proximity Cards. Working table recommended. Supports IC card types.
AU-211P*	—	CAC/PIV Solution with Certificate	Requires WT-506 Working Table. Contact your local Government Account Manager for information.
EK-608	A88AWY1	Local USB Interface Kit	Required to connect optional external keyboard and supports Voice Guidance functions available with optional LK-104 v3.
EK-609	A87DWY1	Local USB Interface Kit	Required to connect optional external keyboard, provides Bluetooth printing support for mobile phone link and supports Voice Guidance functions available with optional LK-104 v3.
LK-102 v3	A0PD016	i-Option License Kit	Enables 128-bit AES PDF encryption; PDF File and password are encrypted; provides PDF/A (1a/1b) and Linearized PDF file format support. Please note that the LK-110 V2 supports the same functions as the LK-102 v3, therefore, both license kits cannot be installed on the same device.
LK-104 v3	A0PD017	i-Option License Kit	Provides Voice Guidance functionality.
LK-105 v4	A0PD11T	i-Option License Kit	Provides Searchable PDF functionality. Please note that the LK-110 v2 supports the same functions as the LK-105 v4, therefore, both license kits cannot be installed on the same device.
LK-106	A0PD019	i-Option License Kit	Provides Bar Code Font printing support.
LK-107	A0PD01F	i-Option License Kit	Provides Unicode Font printing support.
LK-108	A0PD01G	i-Option License Kit	Provides OCR Font printing support.
LK-110 v2	A0PD11U	i-Option License Kit	Provides DOCX, XLSX format file conversion, Fax to searchable PDF, convert print data in box to compact PDF, combines LK-102 (encrypted PDF) & LK-105 (searchable PDF / OCR) functionality. Please note that if you install the LK-110 V2 on a device, you cannot install the LK-102 v3 and/or LK-105 v4 on the same device.
LK-111	A0PD01K	i-Option License Kit	Provides ThinPrint client support.
MK-730	A4MEWY2	Banner Paper Guide	Enables automatic feeding of banner paper. Up to 10 banner sheets supported.
MK-735	A4NMWY1	Mount Kit	Internal Mount Kit for AU-205H. Required if these card readers are not mounted externally using the WT-506.
External Keyboard	7640006869	External Keyboard	Computer type keyboard for alphanumeric data entry (alternative to the standard QWERTY keyboard available on the MFP's LCD). Requires either EK-608 or EK-609 and KH-102.
KH-102	A4NRWY1	Keyboard Holder	Holds the optional QWERTY keyboard in place on the MFP.
KP-101	A64TWY3	10-Key Pad	Optional 10 Key Pad. Supports Voice Guidance function available with optional LK-104 v3 i-Option License Kit. Affixes to the right-hand side of the control panel.
SC-508	A4MMWY1	Copy Guard Kit (Copy Guard/ Password Copy Protection)	Detects documents with Copy Protect patterns applied. Gives users the option to prevent copying sensitive documents or allows copying when password is entered. Dual Scan models require two SC-508 Security Kits.
UK-212	A87EWY1	Wireless LAN Upgrade Kit	Provides wireless secure connection for printing, scanning and Authentication.
WT-506	A0W4WY3	Working Table	Required for AU-102 Biometric Unit, AU-204H Magnetic Stripe Card Reader, AU-205H IC Card Reader, and AU-211P CAC/PIV Solution and if these card readers are not mounted internally using the MK-735.

Konica Minolta bizhub C368/C308

Specification & Installation Guide



CONSUMABLE YIELDS*

CONSUMABLE	ITEM NO.	YIELD	
DV313K Developing Unit – Black	A7U403D		600,000
DV313C Developing Unit – Cyan	A7U40KD		600,000
DV313M Developing Unit – Magenta	A7U40ED		600,000
DV313Y Developing Unit – Yellow	A7U408D		600,000
DR313 Color Drum Unit	A7U40TD	(C368)	90,000
		(C308)	75,000
DR313K Black Drum Unit	A2XN0RD	(C368)	120,000
		(C308)	120,000
TN324K Toner – Black	A8DA130		28,000
TN324C Toner – Cyan	A8DA430		26,000
TN324M Toner – Magenta	A8DA330		26,000
TN324Y Toner – Yellow	A8DA230		26,000
Waste Toner Box (WX103)	A4NNWY1		40,000
Fusing Unit	A161R71811		600,000
Intermediate Image Transfer Kit	A161R71300	(C368)	300,000
		(C308)	300,000
Staples SK-602 (For FS-534, SD-511 and FS-533)	14YK		5,000 x 3 pkg/case

* Based on 20% total coverage.