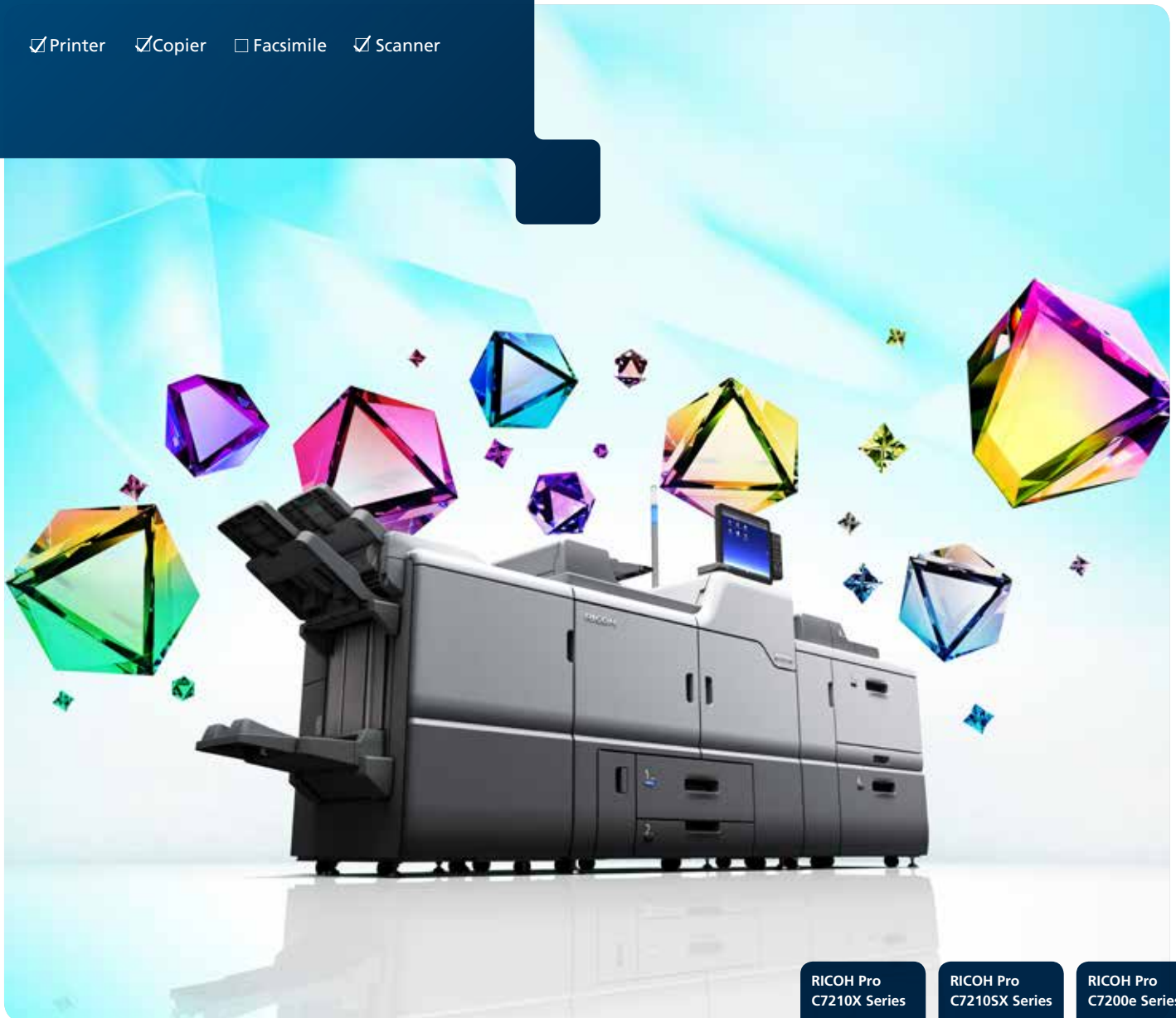


**RICOH**  
imagine. change.

Color Sheet-Fed Printer

# RICOH Pro C7200 SERIES Graphic Arts Edition

Printer    Copier    Facsimile    Scanner



RICOH Pro  
C7210X Series

95  
ppm  
5 Station  
Printer Model

RICOH Pro  
C7210SX Series

95  
ppm  
5 Station  
MFP Model

RICOH Pro  
C7200e Series

85  
ppm  
4 Station  
Printer Model

# Reach your productivity and profitability goals

Every investment you make in your business should contribute as much as possible to productivity and profitability. Watch the contributions soar with the innovative RICOH Pro C7210x/C7210sx/C7200e Graphic Arts Edition printers. Exceptional quality, application versatility and inline finishing choices allow you to keep more types of jobs in-house, increase margins and make the most of limited floor space. Commercial printers, print-for-pay businesses and in-plant environments can choose one of several Ricoh or Fiery® controllers, run hybrid workflows and improve overall operational efficiency by using one device for many applications. You'll realize additional efficiencies and cost reductions thanks to advanced usability features. The 5th Color Station provides nearly unlimited possibilities to add value as you and your customers explore new creative avenues.

- Earn customer loyalty and build new revenue streams with superb image quality, an amazing color array and exceptional media flexibility.
- Improve operational efficiency and increase production capacity.
- Sustain throughput with a system that's easy to operate.
- Lower total cost of print by finishing jobs in-house.
- Grow confidently with the right technology, vendor partner, complementary software and services, and nationwide support.



## Build a reputation for quality and reliability that positions you as a market leader

### Capitalize on the value-add opportunities offered by extraordinary media flexibility

Using a RICOH Pro C7200 Series digital press, you can make creative breakthroughs and discover endless ways to show your customers how the “medium is the message.” The Vacuum Feed Oversize Sheet Option and the Multi-Bypass Tray Oversize Sheet Option simplify media handling and printing of oversized materials — up to 27.5” in duplex mode and up to 49” in simplex mode (from Bypass Tray Oversize Sheet Option only). Explore the possibilities of textured, synthetic, magnetic, metallic and clear media for applications, including trifold brochures, posters, packaging and more. The AC Transfer technology and elastic fusing belt is designed to maintain consistent quality, especially on textured media. Print on substrates up to 360 gsm, both simplex and duplex.



### Develop new revenue streams based on fifth color capabilities

Expansive color possibilities can generate incremental revenue resulting from new applications. With the RICOH Pro C7210X and RICOH Pro C7210SX, you can develop project concepts centered on the 5th Color Station, which produces a remarkable spectrum of custom colors and special effects. The clear, white, neon yellow, neon pink and invisible red toners are catalysts for creativity. Use clear to add a watermark or accentuate a graphic design. The 5th Color Station position is swappable for purposes of applying white toner as an undercoat in one pass on colored or metallic substrates, thereby maintaining superb quality and eliminating the need for multi-pass printing. Invisible red toner allows you to expand into entry level security applications such as secure ticket printing. Both neon yellow and neon pink let you go beyond CMYK by blending with other process shades to create neon palettes.



### Sustain throughput because operators of varying skill levels can excel at producing simple and complex jobs

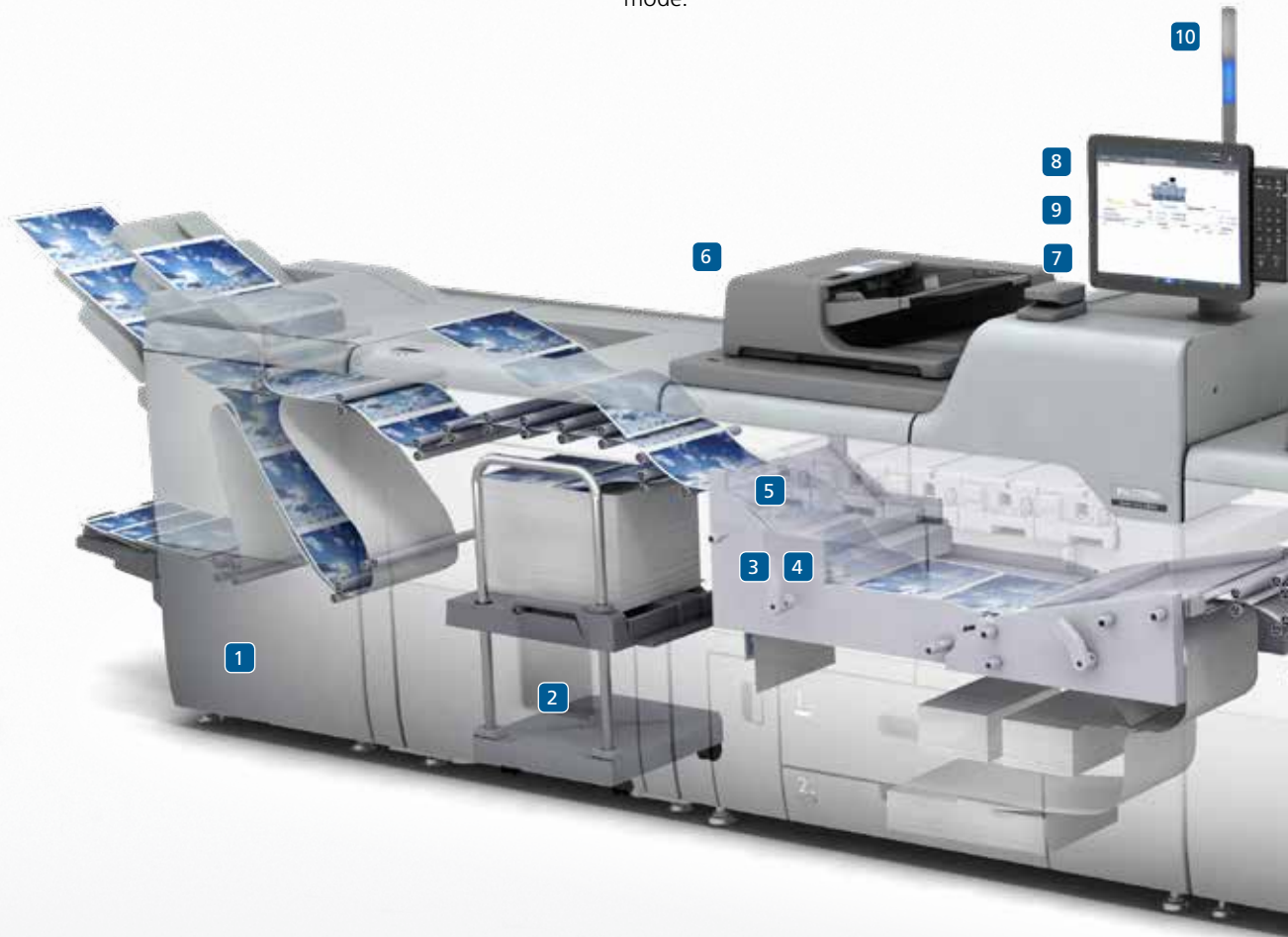
Minimize guesswork and mistakes that can lead to expensive delays and rework. Operators can customize the display of the new 17” Touch Panel based on visual guidance and programmable shortcut icons. The new Auto Calibration System generates a density change parameter and register for each type of media, thereby automating critical elements of color consistency. The new Inline Auto Registration feature prints and reads crop marks, then makes adjustment if they are needed. With support for expansive paper weights and types, the Media Library lets operators select the desired paper easily. Using the new Media Management Tool, operators can set up the media catalog from a PC and use it with multiple RICOH Pro C7200 Series printers.





# Rely on advanced technologies designed for efficient, reliable, low-cost operation


- 1** Saddle stitch booklet finishing and 100-sheet stapling are done with the SR5060 Booklet Finisher. Additional commercial finishing options are also available.
- 2** Keep jobs running continually with the High Capacity Stacker SK5040. Up to 5,000 sheets can be stacked and moved with the Roll Away Cart. Up to two Stackers can be configured in one system.
- 3** Maintain image gradation quality. The Image Calibration System automatically scans image density to make any necessary corrections prior to printing.
- 4** Register images front to back automatically. An inline sensor provides the data used by the system to adjust image position and shape.
- 5** Show off your color expertise. The 5th Color Station is swappable for purposes of printing white in one pass, and now offers invisible red toner in addition to clear, white, neon yellow and neon pink.
- 6** 220-Sheet Automatic Document Feeder. Copy and scan jobs quickly in one step with single-pass color duplex scanning — up to 220 ipm in duplex mode.



Ricoh Pro C7200 series Graphic Arts Edition

- 7 Media Identification Unit.** When media is frequently replaced, increase efficiency and take the guesswork out of setup by measuring media properties for the closest available match already programmed into the media library.
- 8 Increase operator productivity.** Each operator can customize the new 17" LCD Touch Panel, which displays the entire device configuration.
- 9 Expedite media selection.** The enhanced graphical media library lets you easily create paper settings and select desired papers.
- 10 Operator Call Light.** Know the moment system status has changed and maintenance is required.

- 11 BY5010 Multi Bypass Tray.** Feed up to 500 sheets and expand feeding system capacity. Add the oversize tray option and print up to 49.6
- 12 Vacuum Feed Trays ensure the paper feeding ability of coated media up to 360 gsm maximum.** Up to 3 units can be added to increase the feeding capacity to 16,200 sheets.
- Deliver superb quality.** VCSEL laser beam technology and 2400 x 4800 dpi print laser resolution provide output that compares favorably with offset.
- Expand your offerings with oversize printing.** Oversize sheet capabilities allow you to print up to 49.6" simplex and 27.5" duplex.
- Set up jobs fast and accurately.** Using the new Media Management Tool, operators can share the media library among multiple RICOH Pro C7200 Series digital presses.





# RICOH Pro C7210X/Pro C7210SX/Pro C7200e

## SYSTEM SPECIFICATIONS

### Hardware Specification

|  |  |
|--|--|
| <b>Process</b>   | 4-drum and 5-drum dry electrostatic transfer system with internal transfer belt<br>Oil-less belt-fusing method   |
| <b>Fusing</b>  | Pro C7210X/Pro C7210SX - 95 ppm (8.5" x 11")<br>Pro C7200e - 85 ppm (8.5" x 11")   |
| <b>Engine Speed</b>                                      | 240K   |
| <b>Max Monthly Volume</b>                                | Pro C7210X/Pro C7210SX - 800K<br>Pro C7200e - 650K   |
| <b>Duty Cycle</b>  | 2400<br>Less than 300 sec.   |
| <b>Laser Resolution</b>                                  | 2400 x 4800 dpi VCSEL  |
| <b>Warm-Up Time</b>                                      | Less than 300 sec.   |
| <b>Limitless Paper Supply</b>                            | Supported  |
| <b>Paper Size</b>  | 13" x 19.2"/13" x 49.2"<br>(when using Oversize Tray Option)<br>12.7"x18.9"/12.7" x 49.4"<br>(when using Oversize Tray Option)   |
| <b>Maximum Printable Area</b>                            | Tray 1: 52-300g/m <sup>2</sup><br>Tray 2: 52-256g/m <sup>2</sup><br>Optional LCIT RT5110<br>Trays 3 and 5: 52-256g/m <sup>2</sup><br>Tray 4: 52-300g/m <sup>2</sup><br>Optional Vacuum Feed LCIT RT5120<br>Trays 3-8: 52 - 360g/m <sup>2</sup><br>Bypass Tray: 52-216g/m <sup>2</sup>          |
| <b>Paper Type</b>  | Uncoated Paper, Coated Paper (gloss and matte), Recycled Paper, Preprinted, Letterhead, Pre-punched, Tab Stock, Textured Paper, Label Paper, Carbonless Paper  |
| <b>Paper Capacity</b>                                    | Tray 1: 1,000 sheets x 2 (Tandem)<br>Tray 2: 500 sheets<br>Optional LCIT RT5110<br>Trays 3 and 5: 1,000 sheets each<br>Tray 4: 2,000 sheets<br>Optional Vacuum Feed LCIT RT5120<br>Trays 3-8: 2,200 sheets each<br>Bypass Tray: 500 sheets<br>208-240V, 16A, 50/60Hz (2 Dedicated Power Cords) |
| <b>Power Source</b>                                      | Less than 5,000W   |
| <b>Max. Power Consumption</b>                            | Pro C7210X: 12.2kWh/week<br>Pro C7210SX: 12.5kWh/week<br>Pro C7200e: 11.2kWh/week  |
| <b>Typical Electricity Consumption (TEC)*</b>            | Pro C7210X: 12.2kWh/week<br>Pro C7210SX: 12.5kWh/week<br>Pro C7200e: 11.2kWh/week  |
| *Typical Electricity Consumption by ENERGY STAR® program |  |
| <b>ENERGY STAR EPEAT</b>                                 | Certified Gold (TotalFlow Server R-62A)<br>Silver (E-85A and E-45A Controller)<br>Pro C7210x and Pro C7200e  |
| <b>Dimensions (W x D x H)</b>                            | 52" x 35.8" x 48"<br>Pro C7210SX<br>52" x 35.8" x 48.4"<br>Height: 73.6" when including status pole<br>Pro C7210SX: Less than 1,323 lbs.<br>Pro C7210X: Less than 1,279 lbs.<br>Pro C7200e: Less than 1,235 lbs.   |
| <b>Weight</b>  | Pro C7210SX: Less than 1,323 lbs.<br>Pro C7210X: Less than 1,279 lbs.<br>Pro C7200e: Less than 1,235 lbs.  |

### Printer Controllers

|                                     |   |
|-------------------------------------|---|
| <b>EFI Color Controller E-85A</b>   | Fiery FS300 Pro                                       |
| <b>Fiery System Version</b>         | External  |
| <b>Configuration</b>                | 16GB (4GB x 4)  |
| <b>Memory</b>                       | Intel Xeon E5-2637 (3.5 GHz up to 3.7 GHz with turbo) |
| <b>CPU</b>                          | 500 GB + 2 x 2 TB SATA                                |
| <b>HDD</b>                          | Windows 10 IoT Enterprise 2016 LTSB                   |
| <b>Operating System</b>             |   |
| <b>EFI Color Controller E-45A</b>   | Fiery FS300 Pro                                       |
| <b>Fiery System Version</b>         | External  |
| <b>Configuration</b>                | 8GB (4GB x 2)   |
| <b>Memory</b>                       | Intel i5-6500 (3.2GHz up to 3.6GHz with Turbo)        |
| <b>CPU</b>                          | 1TB   |
| <b>HDD</b>                          | Windows 10 IoT Enterprise 2016 LTSB                   |
| <b>Operating System</b>             |   |
| <b>RICOH TotalFlow Server R-62A</b> | External  |
| <b>Configuration</b>                | Standard 32GB (4GB x 8)                               |
| <b>Memory</b>                       | Additional 32GB (16GB x 2 (Optional))                 |
| <b>CPU</b>                          | Intel Processor 6th Gen Core i7                       |
| <b>HDD</b>                          | 6700 3.4GHz   |
| <b>Operating System</b>             | 3TB (1TB SATA x 3)                                    |
| <b>IPDS</b>                         | Linux<br>Optional                                     |

### Hardware Accessories

|  |                                       |
|--|---------------------------------------|
| <b>Plockmatic HCI3500 High Capacity Interposer</b> | Fiery FS300 Pro                       |
| <b>Dimensions (W x D x H)</b>                      | External                              |
| <b>Weight</b>                                      | Standard 32GB (4GB x 8)               |
| <b>Paper Size</b>                                  | Additional 32GB (16GB x 2 (Optional)) |
| <b>Paper Weight</b>                                | Intel Processor 6th Gen Core i7       |
| <b>Paper Capacity</b>                              | 6700 3.4GHz                           |
| <b>Plockmatic MPS - Oversize Sheet Stacker</b>     | 3TB (1TB SATA x 3)                    |
| <b>Dimensions (W x D x H)</b>                      | Linux<br>Optional                     |
| <b>Weight</b>                                      |                                       |
| <b>Power Supply</b>                                |                                       |
| <b>Paper Size</b>                                  |                                       |
| <b>Paper Weight</b>                                |                                       |
| <b>Paper Capacity</b>                              |                                       |

|   |  |
|---|--|
| <b>Vacuum Feed Large Capacity Tray (LCIT RT5120)</b>          | When attached to the LCIT RT5120 the dimensions become 50.8" x 28.7" x 39.4"                                 |
| <b>Dimensions (W x D x H)</b>                                 | Maximum up to 13" x 27.5"  |
| <b>Weight</b>   | Shift Tray: 52-300g/m <sup>2</sup>   |
| <b>Power Consumption</b>                                      | 730 sheets   |
| <b>Power Supply</b>   |  |
| <b>Power Capacity</b>   |  |
| <b>Paper Size</b>   |  |
| <b>Paper Weight</b>   |  |
| <b>Paper Capacity</b>   |  |
| <b>Vacuum Feed Oversize Tray Type S9</b>                      |  |
| <b>Dimensions (W x D x H)</b>                                 |  |
| <b>Paper Size</b>   |  |
| <b>Paper Weight</b>   |  |
| <b>Paper Capacity</b>   |  |
| <b>LCIT RT5110</b>  |  |
| <b>Dimensions (W x D x H)</b>                                 | 34.1" x 28.7" x 39.4"  |
| <b>Weight</b>   | Less than 408 lbs.   |
| <b>Paper Size</b>   | 5.5" x 8.5" - 13" x 19.2"  |
| <b>Paper Weight</b>   | Trays 3 and 5: 52-256g/m <sup>2</sup><br>Tray 4: 52-300g/m <sup>2</sup>                                      |
| <b>Paper Capacity</b>   | Trays 3 and 5: 1,000 sheets each<br>Tray 4: 2,000 sheets   |
| <b>Multi Bypass Tray Unit (BY5020)</b>                        |  |
| <b>Power Source</b>   | From LCIT RT5120   |
| <b>Paper Capacity</b>   | 500 sheets   |
| <b>Paper Size</b>   | 5.5" x 8.5" - 13" x 19.2"  |
| <b>Paper Weight</b>   | Maximum Paper size extend up to 13" x 49.6" with Multi Bypass Oversize Tray Option                           |
| <b>3,000 Sheets Finisher with 100 Sheets Stapler (SR5050)</b> |  |
| <b>Capacity (Proof Tray)</b>                                  | 250 sheets (8.5" x 11" or smaller)<br>50 sheets (8.5" x 14" or larger)                                       |
| <b>Capacity (Shift Tray)</b>                                  | 8.5" x 11" - 3,000 sheets<br>8.5" x 14" - 11" x 17" - 1,500 sheets<br>12" x 18" - 13" x 19.2" - 1,000 sheets |
| <b>Paper Weight</b>   | Proof Tray: 52-216g/m <sup>2</sup><br>Shift Tray: 52-360g/m <sup>2</sup>                                     |
| <b>Output Jogger</b>  | Standard   |
| <b>Staple</b>   | 8.5" x 11" - 2 to 100 sheets<br>8.5" x 14" - 11" x 17" - 2 to 50 sheets                                      |
| <b>Staple Position</b>  | Top, Bottom, 2 Staples, Top Slant  |
| <b>Dimensions (WxDxH)</b>                                     | 39.2" x 28.7" x 44.3"<br>(996 x 730 x 1,126 mm)  |
| <b>Weight</b>   | 246 lbs. (112 kg)  |
| <b>Booklet Finisher (SR5060)</b>                              |  |
| <b>Capacity (Proof Tray)</b>                                  | 250 sheets (8.5" x 11" or smaller)<br>50 sheets (8.5" x 14" or larger)                                       |
| <b>Capacity (Shift Tray)</b>                                  | 8.5" x 11" - 2,500 sheets<br>8.5" x 14" - 11" x 17" - 1,500 sheets<br>12" x 18" - 13" x 19.2" - 1,000 sheets |
| <b>Output Jogger</b>  | Standard   |
| <b>Paper Weight</b>   | Proof Tray: 52-216g/m <sup>2</sup><br>Shift Tray: 52-360g/m <sup>2</sup>                                     |
| <b>Staple</b>   | 8.5" x 11" - 2 to 100 sheets<br>8.5" x 14" - 11" x 17" - 2 to 50 sheets                                      |
| <b>Staple Position</b>  | Top, Bottom, 2 Staples, Top Slant  |
| <b>Saddle Stitch Staple</b>                                   | 8.5" x 11" - 13" x 19.2" - 20 sheets;  |
| <b>Dimensions (WxDxH)</b>                                     | Center 2 Position<br>39.2" x 28.7" x 44.3"<br>(996 x 730 x 1,126 mm)   |
| <b>Weight</b>   | 246 lbs. (112 kg)  |
| <b>Booklet Trimmer (TR5040)</b>                               |  |
| <b>Trimming Type</b>  | One Side Edge  |
| <b>Trimming Capacity</b>                                      | 1 to 20 sheets (2 to 40 pages after folding)   |
| <b>Paper Size</b>   | Up to 13" x 19.2"  |
| <b>Stack Capacity</b>   | Up to 60 sets  |
| <b>Limitless Stack</b>  | Yes  |
| <b>Dimensions (WxDxH)</b>                                     | 43.9" x 23.3" x 21.8"<br>(1,115 x 591 x 555 mm)  |
| <b>Weight</b>   | 165 lbs. (75 kg)   |
| <b>Cover Interposer Tray (CI5030)</b>                         |  |
| <b>Paper Size</b>   | 5.5" x 8.5" - 13" x 19.2"  |
| <b>Paper Weight</b>   | 64-216g/m <sup>2</sup>   |
| <b>Stack Capacity</b>   | 200 sheets x 2 trays   |
| <b>Dimensions (WxDxH)</b>                                     | 21.2" x 28.7" x 50.8"<br>(540 x 730 x 1,290 mm)  |
| <b>Weight</b>   | 99 lbs. (45 kg)  |
| <b>Ring Binder (RB5020)</b>                                   |  |
| <b>Paper Size</b>   | 8.5" x 11"/A4  |
| <b>Paper Weight</b>   | 64-216g/m <sup>2</sup>   |
| <b>Stack Capacity</b>   | Binding Mode: 11 sets;<br>Punching Mode: 100 sheets  |
| <b>Ring Bind Capacity</b>                                     | 2 to 100 sheets  |
| <b>Number of Holes</b>  | LTR - 21, A4 - 23  |
| <b>Ring Supply</b>  | Black or White, Up to 50 or 100 sheets   |
| <b>Tab Stock</b>  | Supported  |
| <b>Dimensions (WxDxH)</b>                                     | 34.2" x 28.7" x 39.8"<br>(870 x 730 x 1,010 mm)  |
| <b>Weight</b>   | 308 lbs. (140 kg)  |
| <b>Perfect Binder (GB5010)</b>                                |  |
| <b>Booklet Size</b>   | Width: 7.9" x 11.7" (201-297 mm);<br>Length: 5.5" x 8.5" (140-216 mm)  |

|   |  |
|---|--|
| <b>Booklet Thickness</b>                        | Less than 1" (23 mm)   |
| <b>Body Page Capacity</b>                       | 200 sheets   |
| <b>Cutting Directions</b>                       | 3 Edges, 1 Edge, None  |
| <b>Paper Weight</b>                             | Body Pages: 64-163g/m <sup>2</sup><br>Cover Pages: 90-300g/m <sup>2</sup>  |
| <b>Stack Capacity/Booklet</b>                   | 50 sheets: 13; 100 sheets: 7;<br>200 sheets: 4   |
| <b>Dimensions (WxDxH)</b>                       | 42.9" x 31.1" x 54.6"<br>(1,090 x 791 x 1,387 mm)  |
| <b>Weight</b>                                   | 770 lbs. (350 kg)  |
| <b>6-Position Multi-Folding Unit (FD5020)</b>   |  |
| <b>Folding Type</b>                             | Single Sheet Mode: Z-Fold, Half-Fold/Print inside, Half-Fold/Print outside, Letter Fold-in/Print inside, Letter Fold-in/Print outside, Letter Fold-out, Double Parallel/Print inside, Double Parallel/Print outside, Gate-Fold/Print inside, Gate-Fold/Print outside   |
| <b>Paper Size</b>                               | Multiple Sheets Mode: Half-Fold/Print inside, Half-Fold/Print outside, Letter Fold-in/Print inside, Letter Fold-in/Print outside, Letter Fold-out<br>Single Sheet Mode: Z folding: 8.5" x 11" - 12" x 18";<br>Half folding: 8.5" x 11" - 13" x 19.2";<br>Letter folding: 8.5" x 11"<br>Multiple Sheets Mode: Double Parallel folding: 8.5" x 11" - 12" x 18"; Gate folding: 8.5" x 11" to 12" x 18"; Half folding: 8.5" x 11" - 13" x 19.2"; Letter Fold-out: 8.5" x 11"; Letter Fold-in: 8.5" x 11" |
| <b>Dimensions (WxDxH)</b>                       | 18.5" x 28.7" x 39.4"<br>(470 x 730 x 1,000 mm)  |
| <b>Weight</b>                                   | 203 lbs. (92 kg)   |
| <b>Plockmatic Booklet Maker (PBM350/PBM500)</b> |  |
| <b>Paper Size</b>                               | 8.5" x 11" - 12" x 18"   |
| <b>Paper Weight</b>                             | 64-300g/m <sup>2</sup>   |
| <b>Set Size</b>                                 | PBM350 - 2-35 sheets (80g/m <sup>2</sup> )<br>PBM500 - 2-50 sheets (80g/m <sup>2</sup> )   |
| <b>Power Supply</b>                             | 115 V, 60 Hz   |
| <b>Dimensions (WxDxH)</b>                       | 55.9" x 35.4" x 27.6"<br>(1,420 x 970 x 700 mm)  |
| <b>Weight</b>                                   | 297 lbs. (135 kg)  |
| <b>GBC StreamPunch Ultra</b>                    |  |
| <b>Punched Paper Sizes</b>                      | 5.5" x 8.5", 8.5"x11", 8.5"x14", 11"x17", 12"x18"  |
| <b>Punched Media</b>                            | 75-300g/m <sup>2</sup>   |
| <b>Weight Range</b>                             |  |
| <b>Tab Punching</b>                             | Yes  |
| <b>"Two-Up" Punching</b>                        | Yes  |
| <b>Power Supply</b>                             | 115 V, 60 Hz   |
| <b>Dimensions (WxDxH)</b>                       | 17.5" x 28.7" x 39.4"<br>(445 x 730 x 1,000 mm)  |
| <b>Weight</b>                                   | 220 lbs. (100 kg)  |
| <b>High Capacity Stacker (SK5040)</b>           |  |
| <b>Dimensions (W x D x H)</b>                   | 35.4" x 28.7" x 39.8"  |
| <b>Weight</b>                                   | Stacker: 264 lb.; Rollaway cart: 33 lb.<br>Less than 132 W   |
| <b>Power Consumption</b>                        | 120 W/50/60 Hz   |
| <b>Paper Capacity</b>                           | 5,000 sheets; Proof tray: 250 sheets   |
| <b>Paper Weight</b>                             | 52-360g/m <sup>2</sup>   |
| <b>Output Jogger</b>                            | Standard   |
| <b>Rollaway Cart</b>                            | Standard, optional additional carts available  |

### Other Options

Decurl Unit DU5060, Buffer Pass Unit Type S9, Bridge Unit BU5010, 5th Station Replacement Kit Type S9, Toner Interchange Unit Type S9

### Consumables

|                                  |                       |
|----------------------------------|-----------------------|
| <b>CMYK Toner</b>                | 45K prints/bottle*    |
| <b>Clear Toner</b>               | 24.6K prints/bottle** |
| <b>White Toner</b>               | 16K prints/bottle**   |
| <b>Neon Yellow Toner</b>         | 23.4K prints/bottle** |
| <b>Neon Pink Toner</b>           | 23.4K prints/bottle** |
| <b>Invisible Red Toner</b>       | 17.3K prints/bottle** |
| <b>Waste Toner Bottle Yield:</b> | 220K prints/bottle*   |

\*Based on 8.75% coverage (LT)  
\*\*Based on 15% coverage (LT)

TCRU Program Supported

### Workflow Solutions Supported

RICOH ProcessDirector®, RICOH TotalFlow Prep, RICOH TotalFlow Production Manager, RICOH TotalFlow BatchBuilder, RICOH @Remote, EFI®DigitalStoreFront®, CGS/ ORIS Lynx & Evaluate, EFI Color Profiler Suite, EFI Fiery®Graphic Arts Package Premium Edition, EFI Impose, EFI Compose, DirectSmile®, EFI Fiery Central, ObjectiLune Specifications subject to change without notice. Contact Ricoh for a list of certified media.



www.ricoh-usa.com

Ricoh USA, Inc., 70 Valley Stream Parkway, Malvern, PA 19355, 1-800-63-RICOH ©2018. Ricoh USA, Inc. All rights reserved. Ricoh® and the Ricoh logo are registered trademarks of Ricoh Company, Ltd. All other trademarks are the property of their respective owners. The content of this document, and the appearance, features and specifications of Ricoh products and services are subject to change from time to time without notice. Products are shown with optional features. While care has been taken to ensure the accuracy of this information, Ricoh makes no representation or warranties about the accuracy, completeness or adequacy of the information contained herein, and shall not be liable for any errors or omissions in these materials. Actual results will vary depending upon use of the products and services, and the conditions and factors affecting performance. The only warranties for Ricoh products and services are as set forth in the express warranty statements accompanying them.

