

## THE PRINTER YOU WON'T HATE

---

The Canon WG7200 Series Multifunction Printers provides exceptional  
**USABILITY | PERFORMANCE | PRODUCTIVITY**



## WG7200 Series Multifunction Printers

---

Inspired and informed by professionals like you, who are trying to fit 12 hours of productivity into an 8-hour work day, the Canon WG7200 Series is there day and night, by your side to cover your back. Businesses can count on the WG7200 Series for exceptional performance, every day, on every job.

## Core Pillars of the WG7200 Series MFP

The WG7200 Series is the perfect solution for your business. These Color Multifunction Printers not only offer high productivity and first-class usability, but the newly developed printhead and pigment inks achieve outstanding print quality. Packed with technological prowess - Canon knows Multifunction Printers inside and out. Expand your business possibilities with the WG7200 Series Multifunction Printers and accelerate your business with Canon.

### USABILITY

#### SUPERIOR USABILITY & EASY MAINTENANCE



##### EASY SETUP

The user-friendly, 5-inch color LCD touchscreen makes setting up the printer a breeze, even for first-timers, by displaying the instructions on-screen.



##### SIMPLE, INTUITIVE TOUCHSCREEN

Easily navigate through all printer operations within one simple, intuitive touchscreen.



##### WIDE RANGE OF MEDIA SUPPORT

The WG7200 Series supports a variety of media types such as envelopes, long paper, and even matte photo paper. The printer can support various paper weights and sizes up to 13" x 19".



##### PRINT & SCAN DIRECT WITH USB<sup>1</sup>

Easily print and scan without a computer, by using a USB flash drive with the convenient USB 2.0 port next to the LCD touchscreen.



##### AUTOMATIC PAPER SIZE SENSOR

Built-in sensors detect the size of the paper you load into each cassette and adjusts the printers settings automatically.



##### SELF-SERVICEABLE DESIGN

The WG7200 Series has a self-serviceable design for simple maintenance and ease of use. The ink cartridges and maintenance cartridge are easy to access using the front panel.


### PERFORMANCE

#### PERFORMANCE YOU CAN COUNT ON



##### JAM DEFYING DESIGN<sup>2</sup>

Designed specifically with a straight paper path to help reduce and prevent paper jams, the WG7200 Series can confidently handle large volumes worry free.



##### NEWLY DESIGNED PRINTHEAD FOR STABLE PRINTING

The newly developed printhead spans the full width of all supported paper sizes - meaning the printhead doesn't move across the page, achieving high-speed, accurate printing.



##### ANTI-CURL TECHNOLOGY

With new ink formulations, the amount of colorant in the ink is increased, with water content reduced and an anti-curling solvent added.



##### DUAL NOZZLE CHECK MECHANISM

Featuring optical and in-nozzle sensors, the WG7200 Series can monitor ink ejection in real time and make adjustments as necessary for the best results.



##### HIGH-DENSITY BLACK INK

Utilizing a high-density black ink to print vivid and sharp office documents, the text on reports, emails, spreadsheets, will always be crisp and easy to read.



##### NEWLY DESIGNED INK FORMULATION FOR BETTER PERFORMANCE

With a new formulation and low surface tension, the WG7200 Series inks are able to absorb into the paper more quickly than traditional ink methods.



##### HIGHLIGHTER RESISTANT INKS

The ink contains a water-soluble urethane resin that forms a strong and flexible film on the printed surface, which helps reduce smearing and bleeding.

### PRODUCTIVITY

#### MAXIMIZE YOUR UPTIME



##### HIGH SPEED PRINTING<sup>3</sup>

With up to 80 pages per minute (PPM) in color or black-and-white printing, print large volume jobs quickly.



##### FAST FIRST PRINT OUT<sup>3</sup>

High-speed fast first print out time (FPOT) of 6.5 seconds from ready mode.



##### HIGH PAPER CAPACITY

Reduce the frequency and time required to replenish paper during large print jobs, due to a maximum paper capacity of up to 2,250 sheets.



##### SINGLE-PASS DUPLEXING<sup>4</sup>


Simultaneously scans both sides of 2-sided documents in a single pass at 65 ipm.



##### DIGITIZE DOCUMENTS FAST

Rapidly digitize large volumes of documents for efficient file retention and data storage.

## WG7200 Series Comparison



\*WG7250Z Model Shown (Left)  
 WG7250F Model Shown (Right)

### CORE DIFFERENCES

	WG7250Z	WG7250F	WG7250	WG7240
Print Speed (PPM) <sup>3</sup>	50 / 80	50 / 80	50 / 80	40 / 70
Fast First Print Out <sup>3</sup>	6.5 Seconds	6.5 Seconds	6.5 Seconds	6.5 Seconds
Functions	Print, Copy, Scan, ADF, Fax	Print, Copy, Scan, ADF, Fax	Print, Copy, Scan, ADF	Print, Copy, Scan, ADF
Single Pass Duplex Scanning	Yes	Yes	Yes	Yes
Scanning Speed (IPM) <sup>4</sup>	40 / 65	40 / 65	40 / 65	40 / 65
Ethernet	Yes	Yes	Yes	Yes
Wireless / Wi-Fi <sup>6</sup>	Yes	Yes	Yes	-
Mobile Device Ready	Yes	Yes	Yes	-
Fax Capable	Yes	Yes	-	-
NFC <sup>5</sup>	Yes	-	-	-
Shift Sorter	Yes	-	-	-

### PAPER-HANDLING OPTIONS

Standard Paper Cassettes (2)	1,150 Sheets Total (550 Sheets/Per Cassette (x2 Cassettes) + 50 Sheet Multi-Purpose Tray)
+ 2 Additional Paper Cassettes (Optional)	2,250 Sheets Total (550 Sheets/Per Cassette (x4 Cassettes) + 50 Sheet Multi-Purpose Tray)

### OPTIONAL CABINET BASE UNIT

Optional Cabinet Base	CB10 Cabinet Base Raise the WG7200 Series to a more comfortable height while using the 2 included paper cassettes.
-----------------------	---

### Print Specifications

<b>Printer Functions</b>	<b>Standard:</b> Print, Copy, Scan, Send <b>Optional:</b> Fax (WG7250Z/F Models Only)
<b>Print Speed<sup>3</sup></b>	<b>WG7250Z/WG7250F/WG7250 Models:</b> <b>Black/Color:</b> Up to 50 PPM (General Office Mode - 600 dpi/Simplex) / 80 PPM (Office Document Mode - 300dpi/Simplex) <b>Black/Color:</b> Up to 25 PPM (General Office Mode - 600 dpi/Duplex) <b>WG7240 Model:</b> <b>Black/Color:</b> Up to 40 PPM (General Office Mode - 600 dpi/Simplex) / 70 PPM (Office Document Mode - 300dpi/Simplex) <b>Black/Color:</b> Up to 20 PPM (General Office Mode - 600 dpi/Duplex)
<b>Fast First Print Out (FPOT)<sup>3</sup></b>	As fast as 6.5 Seconds (from Ready Mode/Simplex) / 12.5 Seconds (from Sleep Mode/Simplex)
<b>Print Resolution<sup>7</sup></b>	Up to 1200 x 1200 dpi
<b>Print Technology</b>	FINE (Full-Photolithography Inkjet Nozzle Engineering) Line Print Head
<b>Number of Ink Cartridges &amp; Maintenance Cartridges</b>	4 Ink Cartridges (1x Black, Cyan, Magenta, Yellow) 1 Maintenance Cartridge
<b>Ink Type</b>	High Density Pigment Ink (Water & Highlighter Resistant)
<b>Ink Cartridge Size</b>	PGI-7200 Series XXL
<b>Borderless Printing</b>	No
<b>Duplex Printing</b>	Standard
<b>Standard Print Languages</b>	PCL6, PDF Direct, PS3 (Postscript Level 3), UFR II, TIFF, JPEG, WSD Printing, XPS Direct

### Copy Specifications

<b>Copy Speed<sup>8</sup></b>	<b>WG7250Z/WG7250F/WG7250 Models: Black/Color (ISO/Simplex):</b> Up to 50 PPM <b>WG7240 Model: Black/Color (ISO/Simplex):</b> Up to 40 PPM
<b>First Copy Output Time<sup>8</sup></b>	As Fast As 5.8 Seconds (Simplex)
<b>Copy Resolution<sup>7</sup></b>	<b>Black/Color (Text &amp; Graphics):</b> 600 dpi
<b>Maximum Number of Copies</b>	Up to 999 Copies
<b>Resize (Reduce/Enlarge)</b>	25 - 400%
<b>Copier Settings/Features</b>	Page Continuous Scanning, 4-on-1 Reduced Layout, ID Card Copying, Mixed Document Loading, Erase Book Frame, Image Adjustment (Color, Quality & Sharpness Adjustment)

### Scan Specifications

<b>Scanner Type</b>	Flatbed, ADF (Single-Pass & Duplex Scanning)
<b>Scanner Technology</b>	CIS (Contact Image Sensor) x2
<b>Scanner Resolution<sup>9</sup></b>	<b>Optical:</b> 600 x 600 dpi, <b>Selectable:</b> Up to 9600 x 9600 dpi
<b>ADF Scan Speed<sup>4</sup></b>	<b>Simplex:</b> Up to 40 ipm (Color/BW), <b>Duplex:</b> Up to 65 ipm (Color/BW)
<b>Maximum Scanning Size</b>	<b>Flatbed &amp; ADF:</b> 11.7" x 17" (A3)
<b>Mixed Document Loading</b>	Yes
<b>Scanning Bit Depth (Output)</b>	24-bit (Color) / 8-bit (Gray)
<b>Grayscale Levels</b>	256
<b>File Format</b>	JPEG, TIFF, PDF ( Normal / Compact), Searchable PDF, Fax Preview (WG7250Z/F Only)
<b>Digital Sending Standard Features</b>	Send Lite (Destinations: G3 Fax (WG7250Z/F Only), i-Fax (Simple), E-Mail, SMB, FTP)

### Send Specifications

<b>Send Protocol</b>	FTP (TCP/IP), SMB (TCP/IP), SMTP
<b>Address Book</b>	Up to 300 Addresses
<b>Send Resolution<sup>9</sup></b>	Up to 300 x 300 dpi (Color/BW)
<b>File Formats</b>	<b>Single Page:</b> JPEG, TIFF (MMR), PDF, <b>Multi-Page:</b> TIFF (MMR), PDF

### Fax Specifications (WG7250Z/F Only)

<b>Transmission Speed<sup>10</sup></b>	Super G3/G3 (Up to 33.6 kbps/14.4 kbps), <b>Letter:</b> 3 Seconds/Page
<b>Fax Resolution<sup>11</sup></b>	Standard, Fine, Super Fine, Ultra Fine
<b>Memory<sup>12</sup></b>	Up to 512 Pages
<b>Fax Features</b>	Autodial (One-Touch (Favorites), Coded Dialing, Group Dialing), Sequential Broadcast, Original Size (ADF), Rotate Image to Send, Save Rotated Images, Switch A/B/C/D

### Paper Handling & Media Specifications

ADF Capacity	100 Sheets (Letter)
Paper Handling	<b>Standard:</b> 2 Cassettes - 1,150 Sheets (550 Sheets/Per Cassette x2) + 50 Sheet Multi-Purpose Tray <b>Optional:</b> 4 Cassettes - 2,250 Sheets (550 Sheets/Per Cassette x4) + 50 Sheet Multi-Purpose Tray
Supported Media Sizes	<b>Cassette:</b> 8.5"x11" (Letter), 11.7"x17" (Tabloid/Ledger), A3, <b>Multi-Purpose Tray:</b> 4"x6" to 13"x19"
Supported Media Weight & Types	<b>Cassettes 1-4: Minimum Weight:</b> 14 lb. Bond, <b>Maximum Weight:</b> 80 lb. Cover/ 121 lb. Index Plain Paper (64-105gsm), Thin Paper (52-63gsm), Thick Paper (106-220gsm) (Cassette 1 & 2 Only), Thick Paper (106-163gsm) (Cassette 3 Only) Colored Paper (64-82gsm), Recycled Paper (64-105gsm), Bond Paper (83-99gsm), #10 Envelopes (74-105gsm) (Cassette 1,2,3 Only) <b>Multi-Purpose Tray: Minimum Weight:</b> 14 lb. Bond, <b>Maximum Weight:</b> 95 lb. Cover/ 121 lb. Index Plain Paper (64-105gsm), Thin Paper (60-63gsm), Thick Paper (106-256gsm), Colored Paper (64-82gsm), Recycled Paper (64-105gsm), Bond Paper (83-99gsm), #10 Envelopes (74-105gsm), Canon Matte Photo Paper (4"x6", 5"x7", 8"x10", 10"x12", 8.5"x11" (Letter), 13"x19"), 8.5"x11" (Letter) Label (118-185gsm)
Shift Sorter	Yes (WG7250Z Model Only)
Automatic Paper Size Sensor	Standard
Output Tray Capacity	250 Sheets (Letter) / 100 Sheets (A3)

### Connectivity Specifications

Standard Connectivity	USB 2.0 (PC Connectivity), USB 2.0 (USB Memory) <sup>1</sup> , Ethernet 10/100/1000 Base-TX Network, RJ-11 Modem Port, RJ-11 Phone Line
Optional Connectivity	NFC (WG7250Z Model Only) <sup>5</sup>
Mobile Printing Capability	<b>WG7250Z/WG7250F/WG7250 Models:</b> Apple AirPrint <sup>®13</sup> , Google Cloud Print <sup>14</sup> , Mopria <sup>®</sup> Print Service <sup>15</sup> , Canon PRINT Business app <sup>16</sup> , Canon Print Service <sup>17</sup> , Wireless Direct Printing <b>WG7240 Model:</b> Not Available
Wired Networking Capability	Ethernet (10/100/1000 Base-TX)
Wireless Networking Capability	<b>WG7250Z/WG7250F/WG7250 Models:</b> Wireless (Wi-Fi <sup>®</sup> ) 802.11b/g/n (2.4GHz) <sup>6</sup> <b>WG7240 Model:</b> Not Available
Wireless Network Security Protocols	<b>Infrastructure Mode:</b> 128 / 64-bit WEP, WPA-PSK(TKIP/AES), WPA2-PSK(TKIP/AES) <b>Access Point Mode:</b> WPA2-PSK (TKI P/AES-CCMP)
OS Compatibility <sup>18</sup>	<b>Windows:</b> Windows <sup>®</sup> 10 (64-bit), Windows 8.1, Windows 7, Windows Server 2016, Windows Server 2012 / R2, Windows Server 2008 <b>Mac:</b> macOS v10.13-10.12, Mac OS X v10.11 - 10.8.5 <b>Linux:</b> Fedora 26/27 (64-/32-bit), Ubuntu 17.04/17.10 Desktop (64-/32-bit), Debian 9.1/9.2 (64-/32-bit), CentOS 7.4

### Security Specifications

Access Privileges	System Manager ID, Department ID Management, Remote UI Access PIN, Authenticated Sending (Fax/Send)
Network Security	Firewall Settings, Port Number Change, Proxy Setting, TLS Encrypted Communication, IPSec, IEEE 802.1X Authentication
Function Restrictions	Address Book PIN, Destination Restrictions, Destination Confirmation, Send Restrictions, Print Restrictions (PC), USB Usage Restriction, HTTP Communication, Remote UI









### Software Specifications

Software Solutions	Universal Gateway (UGW), Canon Driver Configuration Tool
Management Applications (iWEMC/iWMC Plug-ins)	imageWARE Enterprise Management Console/iW Management Console (iWEMC v3.43 or later) Address Book Management Plug-in, Resource Management Plug-in, User Management Plug-in, Device Firmware Update Plug-in (Including Local-CDS), RDS (Remote Diagnostic System) Plug-in (SMTP/HTTPS), Accounting Management Plug-in, Device Configuration Management Plug-in
Driver Information <sup>18</sup>	<b>Windows:</b> Canon Driver Installer, V3 Printer Drivers (Canon Business IJ UFR II Printer Driver, Canon Business IJ PCL6 Printer Driver, Canon Business IJ PS3 Driver), V4 Printer Drivers (Canon WG7000 Series LIPSLX/UFR II V4 Printer Driver, Canon WG7000Z Series LIPSLX/UFR II V4 Printer Driver (WG7520Z Only), Composite Driver - Canon WG Driver, Canon PostScript Printer Description File, Canon Business IJ Fax Driver, Canon ScanGear WG Scanner Driver for Windows, WG Scan Utility <b>Mac:</b> Canon MF Printer Driver & Utilities for Mac, Canon PostScript Printer Description File, Canon Fax Driver for Macintosh, Canon ScanGear MF Scanner Driver for Macintosh, MF Scan Utility <b>Linux:</b> PDF Printer Driver for Linux





### General Specifications

<b>Display Size &amp; Type</b>	5.0" LCD Touchscreen
<b>Memory</b>	2 GB RAM
<b>Processor Information/Speed</b>	Cortex - A9 MP 800 MHz Dual Core / 800 MHz
<b>Duty Cycle<sup>19</sup></b>	Up to 100,000 Pages (Letter)
<b>Recommended Monthly Print Volume</b>	1,000 - 5,000 Pages (Letter)
<b>Environmental Information</b>	EPEAT, Energy Star® Certified
<b>Power Specifications<sup>20</sup></b>	<b>Power:</b> AC 100 - 240V, 50/60 Hz <b>Maximum Power Consumption:</b> Approx. 300 W <b>Off:</b> Approx. 0.1 W <b>Sleep/Standby:</b> Approx. 1.9 W <b>Ready:</b> Approx. 55 W <b>TEC (Typical Electricity Consumption):</b> Approx. 1.25 kWh/week (In Use)
<b>Operating Environment<sup>21</sup></b>	<b>Recommended Operating Temperature:</b> 59 to 86°F, <b>Recommended Humidity Operating Range:</b> 20 to 85% RH
<b>Box Contents</b>	Canon WG7200 Series Multifunction Printer, PGI-7200 Series Starter Black Cartridge, PGI-7200 Series Starter Cyan Cartridge, PGI-7200 Series Starter Magenta Cartridge, PGI-7200 Series Starter Yellow Cartridge, MC50 Maintenance Cartridge (Pre-Installed), Power Cord, RJ11 Telephone Cable, Driver Installation DVD, Installation Guide, Warranty Card
<b>Replacement Ink</b>	PGI-7200 Series XXL Black/Cyan/Magenta/Yellow Cartridges
<b>Maintenance Cartridge</b>	MC50 Maintenance Cartridge
<b>PGI-7200 Page Yield<sup>22</sup></b>	<b>XXL Cartridge Black:</b> 20,000 <b>Cyan/Magenta/Yellow:</b> 16,500
<b>Accessories</b>	CF10 Paper Cassette Feeding Unit, CB10 Cabinet Base Unit
<b>Replacement Part</b>	ADF Roller Kit (User Replaceable)
<b>Warranty<sup>23</sup></b>	1 Year Warranty
<b>Dimension &amp; Weight</b>	<b>Standard Configuration:</b> 22.1" (W) x 23.3" (D) x 34.7" (H) <b>Standard Configuration Weight(s):</b> WG7250Z: 181.2 lbs. / WG7250F: 180.2 lbs. / WG7250: 179.1 lbs. / WG7240: 179.1 lbs. <b>Fully Configured with Optional CF10 Paper Cassette Feeding Unit:</b> 22.1" (W) x 23.3" (D) x 44.7" (H) <b>Fully Configured Weight(s):</b> WG7250Z: 222.4 lbs. / WG7250F: 221.4 lbs. / WG7250: 220.3 lbs. / WG7240: 220.3 lbs.

## HARDWARE CONFIGURATION ORDERING INFORMATION

MODEL NUMBER	DESCRIPTION	ITEM NUMBER	UPC CODE
 WG7250Z	WG7250Z Multifunction Printer	3134C002[AA]	 0 13803 31434 2
 WG7250F	WG7250F Multifunction Printer	2719C002[AA]	 0 13803 31413 7
 WG7250	WG7250 Multifunction Printer	2720C002[AA]	 0 13803 31416 8
 WG7240	WG7240 Multifunction Printer	2721C002[AA]	 0 13803 31432 8





## ACCESSORIES ORDERING INFORMATION

MODEL NUMBER	DESCRIPTION	ITEM NUMBER	UPC CODE
 CF10	CF10 Paper Cassette Feeding Unit	2722C002[AA]	 0 13803 30252 3
 CB10	CB10 Cabinet Base Unit	2384C002[AA]	 6 60685 19862 3


ORIGIN	
Country of Origin	Japan
Tariff Number	8443310000
DATE	
Availability	March 2019



## CONSUMABLE ORDERING INFORMATION

MODEL NUMBER	DESCRIPTION	ITEM NUMBER	UPC CODE
PGI-7200 BK XXL	PGI-7200 Black (XXL)	2771C001[AA]	 0 13803 30526 5
PGI-7200 C XXL	PGI-7200 Cyan (XXL)	2782C001[AA]	 0 13803 30527 2
PGI-7200 M XXL	PGI-7200 Magenta (XXL)	2783C001[AA]	 0 13803 30552 4
PGI-7200 Y XXL	PGI-7200 Yellow (XXL)	2784C001[AA]	 0 13803 30555 5

## MAINTENANCE CARTRIDGE ORDERING INFORMATION

MODEL NUMBER	DESCRIPTION	ITEM NUMBER	UPC CODE
MC50	MC50 Maintenance Cartridge	2723C002[AA]	 0 13803 30253 0



#### DISCLAIMERS

#### **SPECIFICATIONS ARE SUBJECT TO CHANGE WITHOUT NOTICE. ALL VIEWSCREEN AND OUTPUT IMAGES ARE SIMULATED.**

- 1 Supported file formats include: JPEG, TIFF and PDF.
- 2 "Jam Defying Design" refers to the WG7200 Series straight paper path designed to help reduce and prevent paper jams.
- 3 Print Speed is based on ISO/IEC 24734 including Canon original method. Measured in default mode (General Office Mode: 600dpi) / fast mode (Office Document Mode: 300dpi) using paper cassette 1. Print speed varies depending on system configuration, interface, software, content of document, print mode, media type, weight and used cassette, etc. Print Speed (FPOT) is based on ISO/IEC17629 using paper cassette 1. Print speed varies depending on system configuration, interface, software, content of document, print mode, media type, weight and used cassette etc.
- 4 Average copy time from ADF. Set the original on ADF and measure time from pushing the scanning button to output the copied paper. Based on ISO/IEC 17991 scEFTP30secA. Scanning Speed (SEND), measured in Canon original method is based on ISO/IEC 17911, scEFTP30secF. ADF scan speeds/Scanning speed (SEND) vary depending on system configuration, interface, software, etc.
- 5 Requires an Android mobile device with NFC hardware running Android 4.4 or later, and the Canon Print Business app, available for free at Google Play. Canon Print Business app must be open to use tap and print functionality. Certain exceptions and restrictions may apply.
- 6 Wireless printing and scanning requires a working network with wireless 802.11b/g/n capability, operating at 2.4GHz. Wireless performance may vary based on terrain and distance between the printer and wireless network clients.
- 7 Resolution may vary based on printer driver setting. Color ink droplets can be placed with a horizontal pitch of 1/1200 inch at minimum.
- 8 Copy Speed is based on Canon original Method. With Canon original chart, execute the continuous copy and calculate copy pages per minute. First-Copy-Out Time is based on ISO/IEC 29183.
- 9 Optical Resolution is based on ISO/IEC 14473. This is the maximum sampling rate when scanning the original. When scanning in high resolution, scanning area size may be limited.
- 10 Black & white document fax transmission speed is based on default setting using ITU-T No.1 chart. Color document fax transmission speed is based on default setting using Canon Color Fax Test Sheet. Actual speed varies depending on document complexity, fax setting at receiving end, and line conditions etc.
- 11 Fax resolution measured as follows; Standard (8 dots/mm × 3.85 lines/mm), Fine (8 dots/mm × 7.7 lines/mm), Super Fine (8 dots/mm × 15.4 lines/mm), and Ultra Fine (16 dots/mm × 15.4lines/mm).
- 12 Fax memory is measured with Canon original FAX testing chart. This number varies depending on the available memory size, content of document and etc.
- 13 AirPrint functionality requires a compatible iPad, iPhone, or iPod Touch device running iOS 7.0 or later, and an AirPrint-enabled printer connected to the same network as your iOS device. A printer connected to Mac running MacOS X 10.9 or later supports AirPrint via USB connection.
- 14 Requires an Internet connection and Google account. Subject to Google Terms of Service. Certain exceptions may apply.
- 15 Requires Android mobile device with Android 4.4 operating system or later with the Mopria Print Service pre-loaded with that device and the compatible PIXMA printer on the same wireless network. The Mopria experience is also available on Android 4.4 mobile devices with a download of the Mopria Print Service from Google Play.
- 16 Requires an Internet connection and the Canon PRINT Business app, available for free on the App Store and at Google Play. Compatible with iPad and iPhone devices running iOS 10.0 or later, and Android mobile devices running Android 4.4 or later. For more information, including compatibility, please visit <https://www.usa.canon.com/mobile-app>. Certain exceptions and restrictions may apply.
- 17 Canon Print Service is a print plugin for Android 4.4 smart devices, which enables printing from Android 4.4 devices to many Canon printers via a Wi-Fi network. The plugin does not work as a standalone app, it is designed to work with specific Android print systems. Certain exceptions or restrictions may apply.
- 18 For full functionality of Windows Printer Driver (DSL/PCL/PS), Windows Fax Driver, Windows Scanner Driver/Scan Utility, Windows Printer Driver (v4), Master Installer, and Composite Installer Windows 10 or Windows 8.1 is recommended while utilizing a Windows operating system. Version 3.80 CUPS Driver is required while utilizing a Linux operating system.
- 19 Duty Cycle is defined as the maximum number of printed pages for a single peak month.
- 20 Typical Electricity Consumption (TEC) value: TEC value was calculated assuming the unit will be constantly switched among operational mode, sleep mode, and power-off mode for 5 days, and that it will be either in sleep or power-off mode for the remaining 2 days within the same week. The TEC value of this product is calculated by Canon on their own accord using TEC measurement procedure regulated in International ENERGY STAR Program.
- 21 Print quality might be lower depending on the operating environment.
- 22 Page yield is the estimated value based on Canon individual test method using the ISO/IEC 24711 (test method) and ISO/IEC 24712 (chart). Depending on print mode, print original, environment, user maintenance mode and its frequency etc, this value varies. Page yield is based on the consumption data from the succeeding ink tank but not the first ink tank. Page yield of setup ink tank is based on remaining ink after consuming for initial printer setup.
- 23 Warranty programs are subject to certain conditions and restrictions. See [www.usa.canon.com/support](http://www.usa.canon.com/support) or [warranty card](#) for details.

